

**stylex**

**Dela**

PRICE LIST

Effective November 01, 2024

# General Information

## STYLEX PRICE LIST

### GENERAL INFORMATION

#### Terms

Net 30 days from date of invoice,  
F. O. B . Delanco, New Jersey.

#### Damaged Shipments

All Stylex products are carefully inspected before they are packed in sturdy cartons designed to satisfy shipping requirements. Stylex is not responsible for damage in shipment. The transportation company assumes responsibility for delivering products to you in good condition when the bill of lading is signed. You protect yourself by refusing shipments showing damage or shortage until transportation company has noted on the delivery sheet the extent of damage or shortage. Concealed damage should be reported to the carrier as soon as discovered, but no later than 5 days after receiving shipment.

#### Return/Restocking Policy

Return shipments will not be accepted unless specifically authorized by Stylex in writing. The Return Authorization number should be clearly marked on the carton. The customer returning Stylex products is responsible for return shipping costs. Merchandise must be returned unused. Returned merchandise is subject to a 35% restocking fee.

#### Special Products

Modifications to standard products will be considered for large runs. Contact factory for price quotations.

#### Design Changes

In keeping with modern manufacturing advances, Stylex reserves the right to incorporate minor modifications and design changes in products without notice.

#### Cancellation/Change Order Policy

Regarding requests for order cancellation and/or order modification, please be advised that no charges will be applied before production, unless inventory has been specifically requisitioned to fulfill your order. Once orders proceed to the production phase, they cannot be altered or canceled under any circumstances. All requests for order cancellations or order changes must be submitted in writing and will only be considered valid upon approval by Stylex.

### WARRANTY

Except as provided below, Stylex warrants exclusively to the original Purchaser of our product that all parts, under normal use and service, will be free from defects in workmanship and material for a period of ten (10) years from the date of purchase. "Normal use and service" means that the product will be used in a typical office environment for 40-45 hours per week.

This warranty is subject to the following limitations, exclusions and provisions:

Limitations involving materials and components:

**Wood components of plywood stacking chairs**  
(such as Brooks and Welcome)  
5 years

#### Upholstery

(including mesh used for Click, F4, Insight, and Zephyr Mesh)  
3 years

#### SAVA Mesh

10 years

#### Pneumatic Cylinders

3 years

#### COM Upholstery

No warranty  
Stylex makes every effort to ensure that the COM Upholstery it approves is suitable for the intended use. Nevertheless, we will not warrant, and assume no responsibility for, the durability or tailoring quality of any COM or COL. If you have any concerns about the ultimate appearance of any covering, please order an upholstered sample.

#### Painted Stack Chair Frames

No Warranty  
We will not warrant the finish of painted stack chair frames against damage from stacking. Please order chrome frames for chairs that will be stacked.

#### Felt Glides

No warranty  
Due to the different surfaces on which felt glides may be used, we cannot warrant their durability over time.

If this product fails during normal use and service within the applicable warranty period (other than through normal wear and tear), please submit a warranty claim at [stylexdesign.com/warranty-claim/](http://stylexdesign.com/warranty-claim/). Quantity, model details, description of issue, and Stylex certified labels are required for submission. PLEASE DO NOT RETURN PARTS OR THE PRODUCT TO STYLEX UNLESS INSTRUCTED TO DO SO BY STYLEX. Stylex will, at its discretion, either repair or replace the defective product or part at no cost. Labor requests must receive approval and will be authorized on a case-by-case basis. We will only reimburse for labor costs directly incurred, excluding any travel-related expenses. Purchaser may be required (at the option of Stylex) to return to Stylex at Purchaser's expense any defective part with all freight or shipping charges prepaid. The foregoing warranty shall be void if the product has been altered or repaired (other than by Stylex). The warranty does not cover damage to the product caused by accident, neglect, misuse, abuse, modification to the product by anyone other than Stylex or damage caused by use of the product for a purpose other than that for which it was designed. This warranty extends only to the original Purchaser of the product.

#### No Other Warranties

This warranty is in lieu of all other warranties, expressed or implied, including, but not limited to, implied warranties of merchantability and fitness for a particular purpose. The rights and remedies provided herein are the exclusive rights and remedies of the original purchaser of the product.

#### No Liability For Damages

In no event shall Stylex or its suppliers be responsible or liable for any special, indirect, consequential, or incidental damages. In no event shall the liability of Stylex exceed the actual purchase price paid to Stylex for the product.

#### Out of Warranty Products

For all products no longer covered by our warranty, please refer to our Design for Durability and Upgradability Policy. Contact your Account Manager if you would like to purchase any replaceable components to further extend the life of any Stylex seating product. This warranty applies to all Stylex products purchased on April 13, 2018, and thereafter.

### PRODUCT TAKE BACK PROGRAM

In order to be good stewards of our products, Stylex offers a pathway towards a Product Take Back Program as a more viable solution to the end of our products' originally intended life.

Stylex supports the sustainable programs of ANEW and offers their added value to our clients through a comprehensive take-back solution for surplus office furniture and materials of any kind, in any condition. ANEW is a 501(c)(3) non-profit organization that exists to provide companies with smart, cost effective alternatives for their surplus furniture and other items with the priority of matching it to non- profits, public agencies and the underserved, within the local community of the project site. Corporate Social Responsibility is raised while the impact on the environment is lowered by diverting products and materials otherwise destined for landfill.

Stylex is proud to offer ANEW to customers dedicated to strengthening their community network by repurposing their furniture, fixtures and architectural materials to those in need. In 2014, Stylex committed to making this relationship a part of our strategic sales strategy. Visit [www.anewfound.org](http://www.anewfound.org) to find out more.

To initiate a Product Take Back strategy through ANEW, contact Stylex Account Management at 800-257-5742.

For other end of life recovery options, please see our Product Disassembly Instructions and End of Life Recovery Options documents available on our website in the resources section of each product in our line.

### FREIGHT PROGRAM

Freight charges will be calculated as a percentage of the net product price and added to the invoice at the time of shipment. The continental United States has been divided into three zones. Please use the map below to determine freight charges for the product's destination. Minimum freight charge is \$250. Please let us know if you will be shipping to a residential address or require inside delivery as this requires an additional fee. Also please note we need to be made aware if a liftgate is required prior to delivery. If any requests are made at the time of delivery, applicable charges will apply.



### ZONE 1 - 4%

Connecticut  
Delaware  
New York  
New Jersey  
Maryland  
Massachusetts  
North Carolina  
Ohio  
Pennsylvania  
Rhode Island  
Virginia  
Washington D.C.  
West Virginia

### ZONE 2 - 5%

Alabama  
Arkansas  
Canada, Ontario  
Canada, Quebec  
Florida  
Georgia  
Iowa  
Illinois  
Indiana  
Kansas  
Kentucky  
Louisiana  
Nebraska  
New Hampshire  
Oklahoma  
Maine  
Michigan  
Minnesota  
Missouri  
Mississippi  
South Carolina  
Tennessee  
Texas  
Vermont  
Wisconsin

### ZONE 3 - 6%

Arizona  
California  
Colorado  
Idaho  
Montana  
Nevada  
New Mexico  
North Dakota  
Oregon  
South Dakota  
Utah  
Washington  
Wyoming

**Quote Per Project**  
Alaska  
Hawaii  
Canada  
(outside Ontario & Quebec)  
Mexico

# General Information

## STYLEX PRICE LIST

### TEXTILE PARTNERS & APPROVALS

#### Textile Partners

To customize your furniture performance needs and design vision, Stylex offers a wide selection of in-graded leathers and textiles from Grades A through Y. We've partnered with leading manufacturers on the options, focusing on color, price, durability, and construction. To view our partners and explore our digital carded program with broadly approved textiles, visit [this page](#). We stand by these textiles: They're tried and tested, and will effortlessly fit into any design aesthetic.

#### Textile Approvals

All textiles must be approved for the product you are specifying. For the related approved textile lists, visit [this page](#).

### CAL 117 AND 133 COMPLIANCE

#### CAL 117-2013

CAL 117-2013 compliance is a requirement for all textiles applied on our seating products. All Stylex seating products meet this standard.

#### CAL 133

Most Stylex seating can be ordered to meet the requirements of CAL 133. When ordering, simply specify "CAL 133 compliance required". The upcharge for this option is \$54 list per yard. Please refer to the COM yardage of each model to determine the number of yards required. We do frequently require full-scale burn tests in order to certify CAL 133 before an order will be accepted. Such burn tests may increase normal lead times and do carry additional charges. Please contact your Stylex account manager for details.

### CUSTOMER'S OWN MATERIAL/LEATHER

Customer's own material (COM) and customer's own leather (COL) will generally be upholstered at the price designated in each product's price list. Please be advised, however, that we specifically reserve the right to charge a higher price when we determine that special circumstances, such as unusual repeats or challenging materials, present themselves. All orders for custom coverings must be approved by Stylex before they will be accepted for production. To submit proposed textile for approval, please use the COM form [here](#).

#### Special Note:

We assume no responsibility for the durability or tailoring quality of any COM or COL. Directional covers in particular may not meet your satisfaction due to the design of certain products. Please be advised that COM and COL orders are not subject to return. If you have doubts about the ultimate appearance of certain coverings, please order a sample done with that specific COM or COL. In addition, while we inspect fabrics for mill imperfections, some are difficult to recognize. We cannot be responsible for defects, color inaccuracies, dye lot variations, or other flaws.

Under no circumstances will we be responsible for COM shortages, flaws, or other such problems. Finally, it is not our responsibility to police the receipt of COM's in order to meet delivery deadlines, and we assume our customers are aware of any undue delay in the shipment of their COM fabrics.

#### COM fabric and COL leather should be sent prepaid to: Stylex

**Attn: COM/COL - [Your Stylex PO #]  
740 Coopertown Road  
Delanco, NJ 08075**

**All COM/COL sent to Stylex must be accompanied with a packing list which indicates the dealers' name, Stylex corresponding PO number, sales order number, COM/COL supplier name, textile pattern, colorway and shipped quantity. Stylex requires COM to be sent in as continuous yardage in the same dielot.**

Yardage requirements shown in the price list are based on non-directional goods of 54" width. Fabrics less than 54" wide or those requiring matching (stripes, prints, or large patterned designs) call for additional yardage. We will be happy to supply yardage requirements for large quantities where economies may be realized.

#### Add the following yardage for stripes, plaids, or patterns with repeats:

Fabric Width	Plain Fabric	2-14" Repeat	15-24" Repeat	25-27" Repeat	28-36" Repeat
54"	0%	10%	15%	20%	25%
50"	10%	20%	25%	30%	35%
48"	15%	25%	30%	35%	40%
45"	40%	50%	55%	60%	65%
36"	50%	60%	65%	70%	75%

### COM/COL FORM

To avoid delay in processing COM orders we request that you submit a sample of your COM textile stapled to this form which can be downloaded [here](#). If a textile has a stripe or design, the size of the repeat should be indicated. Please indicate the textile supplier's name, textile number, and color. Also indicate the Stylex product on which the textile will be used. If a certain direction of application is required, please ensure that information is communicated directly to your Stylex account manager.

The fabric supplier must indicate on his shipping labels the dealer name and purchase order number as well as the Stylex model number.

#### Please Note:

No order may be entered into production or have a shipping date assigned until all related COM is received at the factory.



### CENTER OF STRIPE OR DESIGN

TOP OF CHAIR	TOP OF CHAIR
--------------	--------------

1. Size of Repeat

2. Textile Supplier

3. Textile Number

4. Color

5. Stylex Product

# Contents

<hr/>		<hr/>	
COLORS, MATERIALS, AND FINISHES	5	GUEST	9
<hr/>		<hr/>	
STATEMENT OF LINE	6	TASK 4-BLADE CASTER	11
<hr/>		<hr/>	
DIMENSIONS	7	STOOL	12
<hr/>		<hr/>	
HOW TO ORDER	8	LOUNGE	14
<hr/>		<hr/>	

CLICK THE TITLES ABOVE TO NAVIGATE THROUGH THE DOCUMENT  
PRODUCT HEADERS ON SUBSEQUENT PAGES LINK BACK TO THIS PAGE


# Dela

COLORS, MATERIALS, AND FINISHES


---

## POWDER COATED & METAL LEG FINISH


---




MILK  
(MK)




SAND  
(SD)




PALE YELLOW  
(PY)




TERRACOTTA  
(TC)




LIPSTICK RED  
(LR)




RED ORANGE  
(RO)




RUSTY RED  
(RR)




DUSTY PINK  
(DP)




LIGHT PISTACHIO  
(LP)



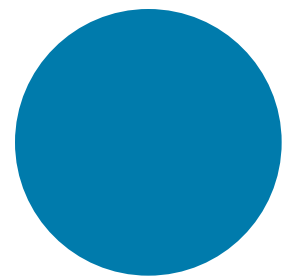
MEADOW GREEN  
(MG)




DARK SAGE  
(DG)



SOFT BLUE  
(SB)




BLUE  
(BL)



MIDNIGHT BLUE  
(MB)




LILAC GRAY  
(LL)



LIGHT GRAY  
(LG)




CHAMPAGNE  
(CP)




METALLIC SILVER  
(MS)




NICKEL  
(NK)




OCHRE  
(OC)




TAUPE  
(TP)




DARK BRONZE  
(DB)



DARK GRAY  
(DG)



BLACK MATTE  
(BM)



BRIGHT CHROME  
(CH)

---

## WOOD SHELL

---



ALPI-RIFT  
CUT OAK  
(PZ30)



TONED  
WALNUT  
(PZ20)

---

## WOOD ARM CAP

---



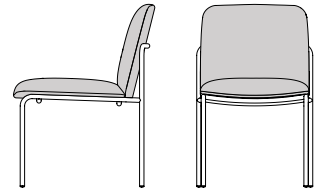

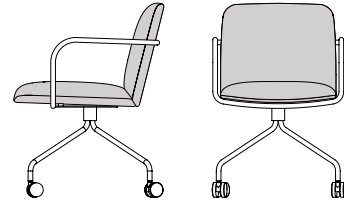
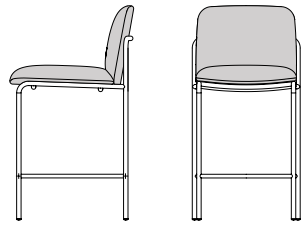

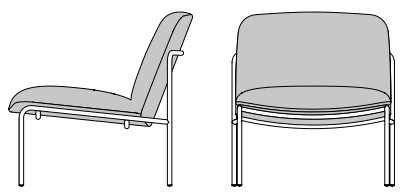


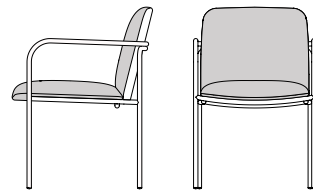
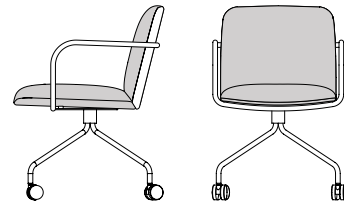
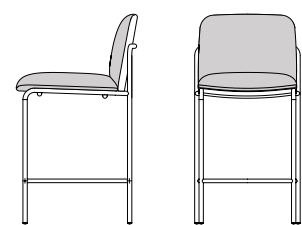

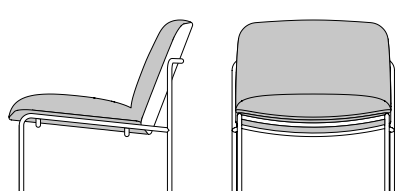
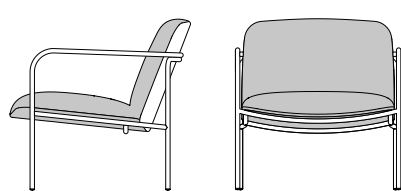
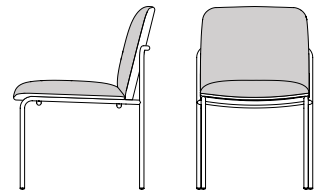

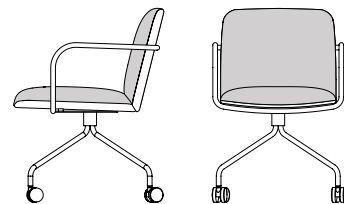


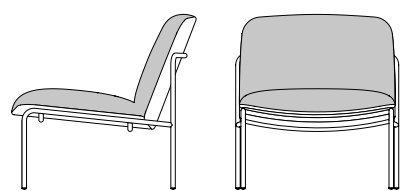
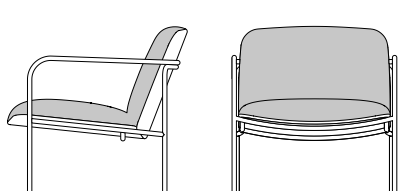
WHITE OAK  
(81)



TONED  
WALNUT  
(89)

# Dela

## SPECIFICATION GUIDE: STATEMENT OF LINE

OVERVIEW	GUEST		TASK	STOOL		LOUNGE	
	4-LEG ARMLESS	4-LEG ARM	4-BLADE CASTER	COUNTER	BAR	4-LEG ARMLESS	4-LEG ARM
<b>Fully Upholstered</b>							
<b>Finished Wood Back</b>							
<b>Finished Wood Back and Seat</b>							

### OPTIONS

<b>Styles &amp; Wood Finishes</b>	Fully Upholstered 	Finished Wood Back 	Finished Wood Back and Seat 	Plywood Back/Seat Toned Walnut 	Plywood Back/Seat Alpi-Rift Cut Oak 	Solid Wood Arm Cap Toned Walnut 	Solid Wood Arm Cap Oak 
<b>Upholstery</b>	Welt (Back & Seat) 	Button Tuft (Back Only) 	Liberty Tuft (Back Only) 	Dual Upholstery - 1 Inside (Yellow), 2 Outside (Gray) 			

### PRODUCT INFORMATION

#### Design

Stylex/Brandon Walker

#### Construction

Seats and backs consist of curved upholstery grade or finished plywood. Upholstered interior liners consist of foam over plywood. Frames are constructed out of round steel tubing. Arm caps are offered in finished grade wood or upholstered constructed of foam and wood.

#### Wood Finishes

The beauty of wood lies in its natural grain patterns, which are unique to each piece of wood. As such, exposed wood surfaces will not offer the same consistency as man-made materials. Some variation in color, grain, and texture are to be expected, even within the same order. Another consideration is that wood components will tend to darken over time, exaggerating slightly naturally occurring differences.

#### Glides

Plastic and felted glides come in black or light gray.

#### Casters

Casters are available in black or light gray.

#### Use

Designed for indoor use only.

#### Performance Standards

Manufactured to comply with:  
ANSI/BIFMA X5.1 General-Purpose Office Chairs - Tests

#### Certifications

Greenguard Gold  
LEVEL® 2

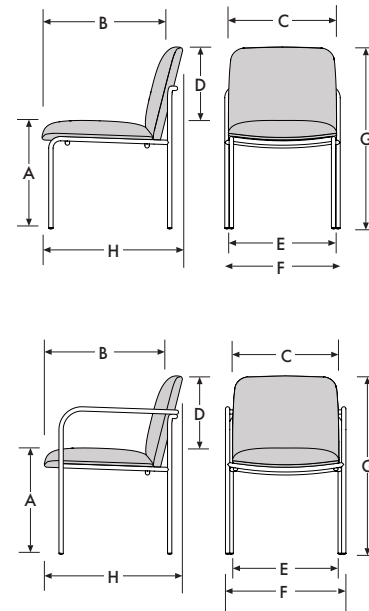
# Dela

## SPECIFICATION GUIDE: DIMENSIONS

### OVERVIEW

#### Dimensions

- A. Seat Height
- B. Seat Depth
- C. Seat Width
- D. Back Height
- E. Back Width
- F. Overall Width
- G. Maximum Overall Height
- H. Maximum Overall Depth



#### 4-Leg Armless Guest

- A. 18
- B. 17.75
- C. 18.5
- D. 13
- E. 18.5
- F. 19.75
- G. 32.5
- H. 24

#### 4-Leg Arm Guest

- A. 18
- B. 17.75
- C. 18.5
- D. 13
- E. 18.5
- F. 21
- G. 32.5
- H. 24

#### 4-Blade Caster

- A. 18
- B. 17.75
- C. 18.5
- D. 13
- E. 18.5
- F. 21
- G. 32.5
- H. 24

#### Counter Stool

- A. 25.5
- B. 16.5
- C. 17
- D. 10.5
- E. 17
- F. 18.25
- G. 36.25
- H. 19.75

#### Bar Stool

- A. 30.5
- B. 16.5
- C. 17
- D. 10.5
- E. 17
- F. 18.25
- G. 41.25
- H. 19.75

#### 4-Leg Armless Lounge

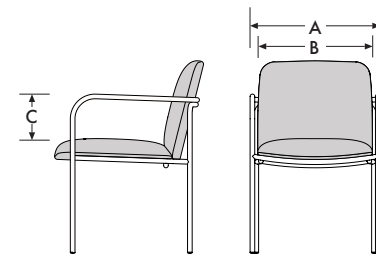
- A. 17.5
- B. 20.5
- C. 26
- D. 14.5
- E. 26
- F. 27.25
- G. 29
- H. 27.5

#### 4-Leg Arm Lounge

- A. 17.5
- B. 20.5
- C. 26
- D. 14.5
- E. 26
- F. 29
- G. 29
- H. 27.5

#### Arm

- A. Max Width
- B. Arm Distance
- C. Arm Height



#### 4-Leg Arm Guest

- A. 21
- B. 19.5
- C. 7.5

#### 4-Blade Caster

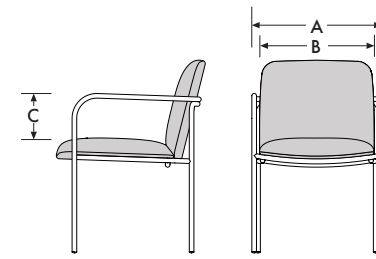
- A. 21
- B. 19.5
- C. 7.5

#### 4-Leg Arm Lounge

- A. 28.25
- B. 26.75
- C. 7.5

#### Arm with Arm Caps

- A. Max Width
- B. Arm Distance
- C. Arm Height



#### 4-Leg Arm Guest

- A. 22.5
- B. 18.75
- C. 8

#### 4-Blade Caster

- A. 22.5
- B. 18.75
- C. 9

#### 4-Leg Arm Lounge

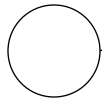
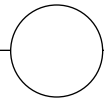
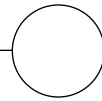
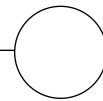
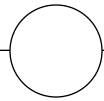
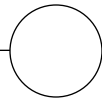
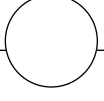
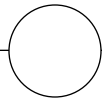
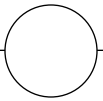
- A. 30.5
- B. 26
- C. 8

# Dela

SPECIFICATION GUIDE: HOW TO ORDER

## MODEL CODE BREAKDOWN




Sample Model Code: DL251B1BCUCBMCOM

1. Series	2. Type	3. Frame	4. Style	5. Options	6. Casters/Glides	7. Arm Cap/Wood Finish	8. Frame Finish	9. Textile
 <b>DL</b>	 <b>2</b>	 <b>5</b>	 <b>1</b>	 <b>B1</b>	 <b>BC</b>	 <b>UC</b>	 <b>BM</b>	 <b>COM</b>
Series.	Choose type.	Choose frame.	Choose style.	Choose options.	Choose caster/glide.	Choose arm cap/wood finish.	Choose frame finish.	Choose textile.
<b>Series</b> DL – DELA	<b>Type</b> 1 – GUEST 2 – TASK 3 – COUNTER STOOL 4 – BAR STOOL 5 – LOUNGE	<b>Frame</b> 1 – 4-LEG ARMLESS 2 – 4-LEG ARM 5 – 4-BLADE CASTER	<b>Style</b> 1 – FULLY UPHOLSTERED 2 – FINISHED WOOD BACK 3 – FINISHED WOOD BACK AND SEAT	<b>Options</b> DF – DUAL UPHOLSTERY W1 – WELT CORD B1 – BUTTON TUFT T1 – LIBERTY TUFT	<b>Casters</b> BC – BLACK CARPET BS – BLACK SOFT WHEEL GC – GRAY CARPET GS – GRAY SOFT WHEEL  <b>Glides</b> PG1 – PLASTIC BLACK GLIDES PG3 – PLASTIC LIGHT GRAY GLIDES FG1 – PLASTIC BLACK GLIDES WITH FELT PADS FG2 – PLASTIC LIGHT GRAY GLIDES WITH FELT PADS	<b>Arm Cap</b> UC – UPHOLSTERED 81 – OAK 89 – TONED WALNUT  <b>Wood Finish</b> PZ20 – TONED WALNUT PZ30 – ALPI-RIFT CUT OAK	<b>Frame Color</b> <b>Standard Power Coat</b> BL BLUE BM BLACK MATTE CP CHAMPAGNE DB DARK BRONZE DG DARK GRAY DP DUSTY PINK DS DARK SAGE LG LIGHT GRAY LL LILAC GRAY LP LIGHT PISTACHIO LR LIPSTICK RED MB MIDNIGHT BLUE MG MEADOW GREEN MK MILK MS METALLIC SILVER NK NICKEL OC OCHRE PY PALE YELLOW RO RED ORANGE RR RUSTY RED SB SOFT BLUE SD SAND TC TERRACOTTA TP TAUPE  <b>Other</b> CH – BRIGHT CHROME	<b>Textile</b> <b>Textile Grades</b> COM – CUSTOMER'S OWN MATERIAL A – GRADE A B – GRADE B C – GRADE C D – GRADE D E – GRADE E F – GRADE F G – GRADE G H – GRADE H I – GRADE I J – GRADE J K – GRADE K L – GRADE L M – GRADE M  <b>Leather Grades</b> COL – CUSTOMER'S OWN LEATHER W – GRADE W X – GRADE X Y – GRADE Y E1 – GRADE E1 E2 – GRADE E2



# Dela

GUEST 4-LEG: ARMLESS

TITLE	SERIES	FRAME	ARM	STYLE	DIMENSIONS	COM	COL	Textile Upholstery Grades													Leather Upholstery Grades					
								YDG	SQFT	COM	A	B	C	D	E	F	G	H	I	J	K	L	M	W	X	Y
 <b>Chair, Guest 4-Leg Armless, Fully Upholstered</b>	DL	1	1	1	19.75W x 24D x 32.5H	1.7	26.5	1,069	1,198	1,269	1,336	1,406	1,478	1,554	1,632	1,721	1,838	1,979	2,117	2,258	2,398	1,863	2,039	2,722	3,146	3,545
 <b>Chair, Guest 4-Leg Armless, Finished Wood Back</b>	DL	1	1	2	19.75W x 24D x 32.5H	1.7	20.7	1,455	1,584	1,655	1,721	1,792	1,863	1,941	2,016	2,106	2,224	2,364	2,503	2,644	2,783	2,105	2,244	2,777	3,110	3,424
 <b>Chair, Guest 4-Leg Armless, Finished Wood Back and Seat</b>	DL	1	1	3	19.75W x 24D x 32.5H	0.9	17.3	1,743	1,812	1,850	1,886	1,923	1,961	2,003	2,044	2,091	2,154	2,229	2,303	2,377	2,451	2,309	2,424	2,868	3,146	3,407

To Order Select Below

## 1. Series/Type/Frame/Style

DL111	DELA GUEST 4-LEG ARMLESS FULLY UPHOLSTERED
DL112	DELA GUEST 4-LEG ARMLESS FINISHED WOOD BACK
DL113	DELA GUEST 4-LEG ARMLESS FINISHED WOOD BACK AND SEAT

Contact Customer Service for custom contrasting upholstery details.

## 2. Options

<b>Upholstery Options</b>		
B1	BUTTON TUFT	<b>+28</b>
T1	LIBERTY TUFT	<b>+74</b>
WC	WELT CORD	<b>+82</b>
Welt cord is required with leather upholstery and already captured in list pricing above. Welt cord upcharge is only applicable for fabrics. Welt cord is available for all styles.		
DF	DUAL UPHOLSTERY	
	INSIDE	0.8 YDS
	OUTSIDE	0.7 YDS

When specifying in-graded fabrics, please apply the higher of the two grades. Dual Fabric only available on Fully Upholstered models. Welt Cord on Dual Fabric Models uses the Inside Textile.

## 3. Glides

<b>Glide</b>	
PG1	PLASTIC BLACK GLIDES
PG3	PLASTIC LIGHT GRAY GLIDES
FG1	PLASTIC BLACK GLIDES WITH FELT PADS
FG2	PLASTIC LIGHT GRAY GLIDES WITH FELT PADS

## 4. Wood Finish

<b>Wood Finish</b>	
PZ20	TONED WALNUT
PZ30	ALPI-RIFT CUT OAK

## 5. Frame Finish

<b>Powder Coat</b>					
BL	BLUE	LL	LILAC GRAY	OC	OCHRE
BM	BLACK MATTE	LP	LIGHT PISTACHIO	PY	PALE YELLOW
CP	CHAMPAGNE	LR	LIPSTICK RED	RO	RED ORANGE
DB	DARK BRONZE	MB	MIDNIGHT BLUE	RR	RUSTY RED
DG	DARK GRAY	MG	MEADOW GREEN	SB	SOFT BLUE
DP	DUSTY PINK	MK	MILK	SD	SAND
DS	DARK SAGE	MS	METALLIC SILVER	TC	TERRACOTTA
LG	LIGHT GRAY	NK	NICKEL	TP	TAUPE
<b>Chrome</b>					
CH	CHROME	<b>+287</b>			




## 6. Upholstery

See general information section for details on textile program and COM/COL information

Textiles are cut railroaded by default

# Dela

GUEST 4-LEG: ARM

TITLE	SERIES	FRAME	ARM	STYLE	DIMENSIONS	COM	COL	Textile Upholstery Grades													Leather Upholstery Grades					
								YDG	SQFT	COM	A	B	C	D	E	F	G	H	I	J	K	L	M	W	X	Y
 <b>Chair, Guest 4-Leg Arm, Fully Upholstered</b>	DL	1	2	1	21W x 24D x 32.5H	1.7	26.5	1,126	1,253	1,325	1,394	1,463	1,534	1,611	1,688	1,778	1,895	2,036	2,175	2,315	2,453	1,920	2,097	2,777	3,203	3,603
 <b>Chair, Guest 4-Leg Arm, Finished Wood Back</b>	DL	1	2	2	21W x 24D x 32.5H	1.7	20.7	1,506	1,634	1,705	1,773	1,844	1,914	1,991	2,068	2,159	2,273	2,416	2,554	2,695	2,834	2,157	2,295	2,827	3,161	3,474
 <b>Chair, Guest 4-Leg Arm, Finished Wood Back and Seat</b>	DL	1	2	3	21W x 24D x 32.5H	0.9	17.3	1,790	1,858	1,897	1,933	1,970	2,008	2,050	2,090	2,138	2,201	2,274	2,350	2,424	2,498	2,356	2,471	2,916	3,193	3,454

To Order Select Below

## 1. Series/Type/Frame/Style

DL121	DELA GUEST 4-LEG ARM FULLY UPHOLSTERED
DL122	DELA GUEST 4-LEG ARM FINISHED WOOD BACK
DL123	DELA GUEST 4-LEG ARM FINISHED WOOD BACK AND SEAT

Contact Customer Service for custom contrasting upholstery details.

## 2. Options

<b>Upholstery Options</b>		
B1	BUTTON TUFT	<b>+28</b>
T1	LIBERTY TUFT	<b>+74</b>
WC	WELT CORD	<b>+82</b>
Welt cord is required with leather upholstery and already captured in list pricing above. Welt cord upcharge is only applicable for fabrics. Welt cord is available for all styles.		
DF	DUAL UPHOLSTERY	
	INSIDE	0.8 YDS
	OUTSIDE	0.7 YDS

When specifying in-graded fabrics, please apply the higher of the two grades. Dual Fabric only available on Fully Upholstered models. Welt Cord on Dual Fabric Models uses the Inside Textile.

## 3. Glides

<b>Glide</b>		
PG1	PLASTIC BLACK GLIDES	
PG3	PLASTIC LIGHT GRAY GLIDES	
FG1	PLASTIC BLACK GLIDES WITH FELT PADS	
FG2	PLASTIC LIGHT GRAY GLIDES WITH FELT PADS	

## 4. Arm Cap Finish

<b>Arm Cap</b>		
UC	UPHOLSTERED	<b>+433</b>
81	OAK	<b>+331</b>
89	TONED WALNUT	<b>+347</b>
Upholstered arm cap textiles default to match the seat components. When Dual Fabric is selected, the inside textile is the default.		

## 5. Wood Finish

<b>Wood Finish</b>		
PZ20	TONED WALNUT	
PZ30	ALPI-RIFT CUT OAK	

## 6. Frame Finish

<b>Powder Coat</b>					
BL	BLUE	LL	LILAC GRAY	OC	OCHRE
BM	BLACK MATTE	LP	LIGHT PISTACHIO	PY	PALE YELLOW
CP	CHAMPAGNE	LR	LIPSTICK RED	RO	RED ORANGE
DB	DARK BRONZE	MB	MIDNIGHT BLUE	RR	RUSTY RED
DG	DARK GRAY	MG	MEADOW GREEN	SB	SOFT BLUE
DP	DUSTY PINK	MK	MILK	SD	SAND
DS	DARK SAGE	MS	METALLIC SILVER	TC	TERRACOTTA
LG	LIGHT GRAY	NK	NICKEL	TP	TAUPE
<b>Chrome</b>					
CH	CHROME				<b>+405</b>

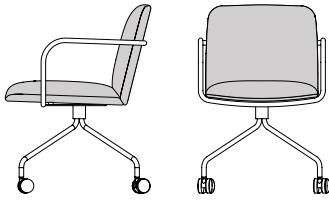
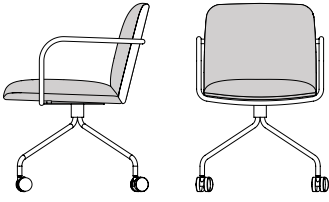
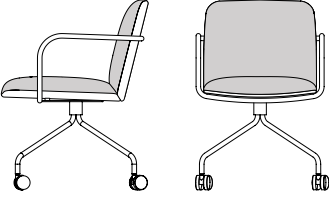
## 7. Upholstery

See general information section for details on textile program and COM/COL information

Textiles are cut railroad by default

# Dela

## TASK 4-BLADE CASTER

TITLE	SERIES	FRAME	ARM	STYLE	DIMENSIONS	YDG	SQFT	Textile Upholstery Grades													Leather Upholstery Grades					
								COM	COL	COM	A	B	C	D	E	F	G	H	I	J	K	L	M	W	X	Y
 <b>Chair, Task 4-Blade Caster, Fully Upholstered</b>	DL	2	3	1	21W x 24D x 32.5H	1.7	26.5	1,307	1,436	1,506	1,574	1,644	1,716	1,792	1,869	1,959	2,076	2,217	2,356	2,496	2,635	2,100	2,278	2,957	3,384	3,784
 <b>Chair, Task 4-Blade Caster, Finished Wood Back</b>	DL	2	3	2	21W x 24D x 32.5H	1.7	20.7	1,564	1,693	1,763	1,830	1,901	1,972	2,049	2,125	2,217	2,333	2,473	2,614	2,753	2,892	2,214	2,354	2,886	3,219	3,533
 <b>Chair, Task 4-Blade Caster, Finished Wood Back and Seat</b>	DL	2	3	3	21W x 24D x 32.5H	0.9	17.3	1,842	1,912	1,948	1,985	2,023	2,060	2,101	2,141	2,190	2,253	2,329	2,402	2,476	2,551	2,409	2,524	2,968	3,246	3,507

### To Order Select Below

#### 1. Series/Type/Frame/Style

DL231	DELA TASK 4-BLADE CASTER FULLY UPHOLSTERED
DL232	DELA TASK 4-BLADE CASTER FINISHED WOOD BACK
DL233	DELA TASK 4-BLADE CASTER FINISHED WOOD BACK AND SEAT

Contact Customer Service for custom contrasting upholstery details.

#### 2. Options

<b>Upholstery Options</b>		
B1	BUTTON TUFT	<b>+28</b>
T1	LIBERTY TUFT	<b>+74</b>
WC	WELT CORD	<b>+82</b>
Welt cord is required with leather upholstery and already captured in list pricing above. Welt cord upcharge is only applicable for fabrics. Welt cord is available for all styles.		
DF	DUAL UPHOLSTERY	
	INSIDE	0.8 YDS
	OUTSIDE	0.7 YDS

When specifying in-graded fabrics, please apply the higher of the two grades. Dual Fabric only available on Fully Upholstered models. Welt Cord on Dual Fabric Models uses the Inside Textile.

#### 3. Casters

<b>Caster</b>		
BC	BLACK CARPET	
BS	BLACK SOFT WHEEL	<b>+38</b>
GC	GRAY CARPET	<b>+25</b>
GS	GRAY SOFT WHEEL	<b>+47</b>

#### 4. Arm Cap Finish

<b>Arm Cap</b>		
UC	UPHOLSTERED	<b>+433</b>
81	OAK	<b>+331</b>
89	TONED WALNUT	<b>+347</b>

Upholstered arm cap textiles default to match the seat components. When Dual Fabric is selected, the inside textile is the default.

#### 5. Wood Finish

<b>Wood Finish</b>		
PZ20	TONED WALNUT	
PZ30	ALPI-RIFT CUT OAK	

#### 6. Frame Finish

<b>Powder Coat</b>					
BL	BLUE	LL	LILAC GRAY	OC	OCHRE
BM	BLACK MATTE	LP	LIGHT PISTACHIO	PY	PALE YELLOW
CP	CHAMPAGNE	LR	LIPSTICK RED	RO	RED ORANGE
DB	DARK BRONZE	MB	MIDNIGHT BLUE	RR	RUSTY RED
DG	DARK GRAY	MG	MEADOW GREEN	SB	SOFT BLUE
DP	DUSTY PINK	MK	MILK	SD	SAND
DS	DARK SAGE	MS	METALLIC SILVER	TC	TERRACOTTA
LG	LIGHT GRAY	NK	NICKEL	TP	TAUPE

#### Chrome

CH	CHROME	<b>+405</b>
----	--------	-------------

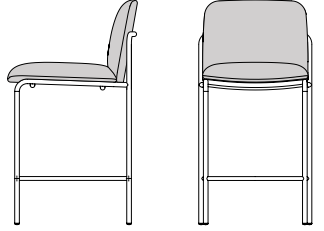
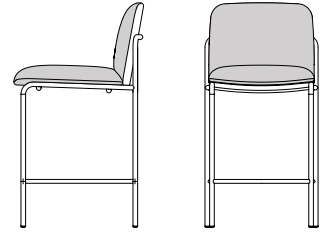

#### 7. Upholstery

See general information section for details on textile program and COM/COL information

Textiles are cut railroad by default

# Dela

## STOOL: COUNTER

TITLE	SERIES	FRAME	ARM	STYLE	DIMENSIONS	COM	COL	Textile Upholstery Grades													Leather Upholstery Grades					
								YDG	SQFT	COM	A	B	C	D	E	F	G	H	I	J	K	L	M	W	X	Y
 Counter Stool, Fully Upholstered	DL	3	1	1	18.25W x 19.75D x 36.25H	1.5	21.9	1,283	1,403	1,468	1,533	1,598	1,665	1,737	1,809	1,894	2,002	2,133	2,262	2,393	2,523	1,962	2,110	2,671	3,022	3,354
 Counter Stool, Finished Wood Back	DL	3	1	2	18.25W x 19.75D x 36.25H	1	17.3	1,649	1,726	1,768	1,811	1,852	1,895	1,941	1,986	2,040	2,111	2,195	2,279	2,363	2,447	2,214	2,331	2,775	3,052	3,313
 Counter Stool, Finished Wood Back and Seat	DL	3	1	3	18.25W x 19.75D x 36.25H	0.9	13.8	2,081	2,150	2,187	2,225	2,262	2,298	2,340	2,381	2,429	2,491	2,568	2,642	2,715	2,790	2,562	2,654	3,010	3,231	3,440

### To Order Select Below

#### 1. Series/Type/Frame/Style

DL311	DELA COUNTER STOOL FULLY UPHOLSTERED
DL312	DELA COUNTER STOOL FINISHED WOOD BACK
DL313	DELA COUNTER STOOL FINISHED WOOD BACK AND SEAT

Contact Customer Service for custom contrasting upholstery details.

#### 2. Options

<b>Upholstery Options</b>		
B1	BUTTON TUFT	<b>+28</b>
T1	LIBERTY TUFT	<b>+74</b>
WC	WELT CORD	<b>+82</b>
Welt cord is required with leather upholstery and already captured in list pricing above. Welt cord upcharge is only applicable for fabrics. Welt cord is available for all styles.		
DF	DUAL UPHOLSTERY	
	INSIDE	0.8 YDS
	OUTSIDE	0.7 YDS

When specifying in-graded fabrics, please apply the higher of the two grades. Dual Fabric only available on Fully Upholstered models. Welt Cord on Dual Fabric Models uses the Inside Textile.

#### 3. Glides

<b>Glide</b>	
PG1	PLASTIC BLACK GLIDES
PG3	PLASTIC LIGHT GRAY GLIDES
FG1	PLASTIC BLACK GLIDES WITH FELT PADS
FG2	PLASTIC LIGHT GRAY GLIDES WITH FELT PADS

#### 4. Wood Finish

<b>Wood Finish</b>	
PZ20	TONED WALNUT
PZ30	ALPI-RIFT CUT OAK

#### 5. Frame Finish

<b>Powder Coat</b>					
BL	BLUE	LL	LILAC GRAY	OC	OCHRE
BM	BLACK MATTE	LP	LIGHT PISTACHIO	PY	PALE YELLOW
CP	CHAMPAGNE	LR	LIPSTICK RED	RO	RED ORANGE
DB	DARK BRONZE	MB	MIDNIGHT BLUE	RR	RUSTY RED
DG	DARK GRAY	MG	MEADOW GREEN	SB	SOFT BLUE
DP	DUSTY PINK	MK	MILK	SD	SAND
DS	DARK SAGE	MS	METALLIC SILVER	TC	TERRACOTTA
LG	LIGHT GRAY	NK	NICKEL	TP	TAUPE
<b>Chrome</b>					
CH	CHROME	<b>+405</b>			




#### 6. Upholstery

See general information section for details on textile program and COM/COL information

Textiles are cut railroad by default

# Dela

STOOL: BAR

TITLE	SERIES	FRAME	ARM	STYLE	DIMENSIONS	COM	COL	Textile Upholstery Grades													Leather Upholstery Grades					
								YDG	SQFT	COM	A	B	C	D	E	F	G	H	I	J	K	L	M	W	X	Y
 <b>Bar Stool, Fully Upholstered</b>	DL	4	1	1	18.25W x 19.75D x 41.25H	1.5	21.9	1,283	1,403	1,468	1,533	1,598	1,665	1,737	1,809	1,894	2,002	2,133	2,262	2,393	2,523	1,962	2,110	2,671	3,022	3,354
 <b>Bar Stool, Finished Wood Back</b>	DL	4	1	2	18.25W x 19.75D x 41.25H	1	17.3	1,649	1,726	1,768	1,811	1,852	1,895	1,941	1,986	2,040	2,111	2,195	2,279	2,363	2,447	2,214	2,331	2,775	3,052	3,313
 <b>Bar Stool, Finished Wood Back and Seat</b>	DL	4	1	3	18.25W x 19.75D x 41.25H	0.9	13.8	2,081	2,150	2,187	2,225	2,262	2,298	2,340	2,381	2,429	2,491	2,568	2,642	2,715	2,790	2,562	2,654	3,010	3,231	3,440

To Order Select Below

## 1. Series/Type/Frame/Style

DL411	DELA BAR STOOL FULLY UPHOLSTERED
DL412	DELA BAR STOOL FINISHED WOOD BACK
DL413	DELA BAR STOOL FINISHED WOOD BACK AND SEAT

Contact Customer Service for custom contrasting upholstery details.

## 2. Options

<b>Upholstery Options</b>		
B1	BUTTON TUFT	<b>+28</b>
T1	LIBERTY TUFT	<b>+74</b>
WC	WELT CORD	<b>+82</b>
Welt cord is required with leather upholstery and already captured in list pricing above. Welt cord upcharge is only applicable for fabrics. Welt cord is available for all styles.		
DF	DUAL UPHOLSTERY	
	INSIDE	0.8 YDS
	OUTSIDE	0.7 YDS

When specifying in-graded fabrics, please apply the higher of the two grades. Dual Fabric only available on Fully Upholstered models. Welt Cord on Dual Fabric Models uses the Inside Textile.

## 3. Glides

<b>Glide</b>	
PG1	PLASTIC BLACK GLIDES
PG3	PLASTIC LIGHT GRAY GLIDES
FG1	PLASTIC BLACK GLIDES WITH FELT PADS
FG2	PLASTIC LIGHT GRAY GLIDES WITH FELT PADS

## 4. Wood Finish

<b>Wood Finish</b>	
PZ20	TONED WALNUT
PZ30	ALPI-RIFT CUT OAK

## 5. Frame Finish

<b>Powder Coat</b>					
BL	BLUE	LL	LILAC GRAY	OC	OCHRE
BM	BLACK MATTE	LP	LIGHT PISTACHIO	PY	PALE YELLOW
CP	CHAMPAGNE	LR	LIPSTICK RED	RO	RED ORANGE
DB	DARK BRONZE	MB	MIDNIGHT BLUE	RR	RUSTY RED
DG	DARK GRAY	MG	MEADOW GREEN	SB	SOFT BLUE
DP	DUSTY PINK	MK	MILK	SD	SAND
DS	DARK SAGE	MS	METALLIC SILVER	TC	TERRACOTTA
LG	LIGHT GRAY	NK	NICKEL	TP	TAUPE
<b>Chrome</b>					
CH	CHROME	<b>+405</b>			

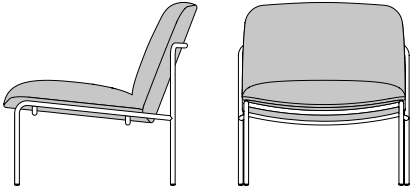
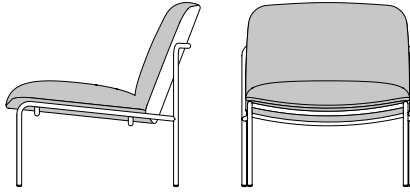
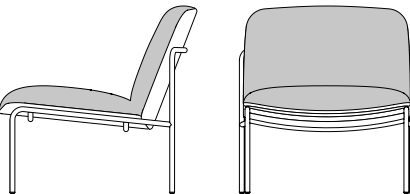
## 6. Upholstery

See general information section for details on textile program and COM/COL information

Textiles are cut railroad by default

# Dela

LOUNGE 4-LEG: ARMLESS

TITLE	SERIES	FRAME	ARM	STYLE	DIMENSIONS	COM	COL	Textile Upholstery Grades														Leather Upholstery Grades				
								YDG	SQFT	COM	A	B	C	D	E	F	G	H	I	J	K	L	M	W	X	Y
 <b>Chair, Lounge 4-Leg Armless, Fully Upholstered</b>	DL	5	1	1	27.25W x 27.5D x 29H	2.4	39.1	2,155	2,343	2,447	2,547	2,650	2,753	2,866	2,979	3,113	3,282	3,490	3,692	3,900	4,104	3,175	3,414	4,333	4,906	5,444
 <b>Chair, Lounge 4-Leg Armless, Finished Wood Back</b>	DL	5	1	2	27.25W x 27.5D x 29H	2.2	29.9	2,412	2,583	2,678	2,770	2,862	2,956	3,059	3,161	3,281	3,436	3,625	3,810	3,998	4,183	3,233	3,420	4,129	4,573	4,992
 <b>Chair, Lounge 4-Leg Armless, Finished Wood Back and Seat</b>	DL	5	1	3	27.25W x 27.5D x 29H	2.2	24.2	2,802	2,974	3,067	3,160	3,253	3,347	3,450	3,553	3,673	3,828	4,015	4,201	4,389	4,574	3,511	3,665	4,257	4,627	4,974

To Order Select Below

## 1. Series/Type/Frame/Style

DL511	DELA LOUNGE 4-LEG ARMLESS FULLY UPHOLSTERED
DL512	DELA LOUNGE 4-LEG ARMLESS FINISHED WOOD BACK
DL513	DELALOUNGE 4-LEG ARMLESS FINISHED WOOD BACK AND SEAT

Contact Customer Service for custom contrasting upholstery details.

## 2. Options

<b>Upholstery Options</b>		
B1	BUTTON TUFT	<b>+28</b>
T1	LIBERTY TUFT	<b>+74</b>
WC	WELT CORD	<b>+82</b>
Welt cord is required with leather upholstery and already captured in list pricing above. Welt cord upcharge is only applicable for fabrics. Welt cord is available for all styles.		
DF	DUAL UPHOLSTERY	
	INSIDE	0.8 YDS
	OUTSIDE	0.7 YDS

When specifying in-graded fabrics, please apply the higher of the two grades. Dual Fabric only available on Fully Upholstered models. Welt Cord on Dual Fabric Models uses the Inside Textile.

## 3. Glides

<b>Glide</b>	
PG1	PLASTIC BLACK GLIDES
PG3	PLASTIC LIGHT GRAY GLIDES
FG1	PLASTIC BLACK GLIDES WITH FELT PADS
FG2	PLASTIC LIGHT GRAY GLIDES WITH FELT PADS

## 4. Wood Finish

<b>Wood Finish</b>	
PZ20	TONED WALNUT
PZ30	ALPI-RIFT CUT OAK

## 5. Frame Finish

<b>Powder Coat</b>					
BL	BLUE	LL	LILAC GRAY	OC	OCHRE
BM	BLACK MATTE	LP	LIGHT PISTACHIO	PY	PALE YELLOW
CP	CHAMPAGNE	LR	LIPSTICK RED	RO	RED ORANGE
DB	DARK BRONZE	MB	MIDNIGHT BLUE	RR	RUSTY RED
DG	DARK GRAY	MG	MEADOW GREEN	SB	SOFT BLUE
DP	DUSTY PINK	MK	MILK	SD	SAND
DS	DARK SAGE	MS	METALLIC SILVER	TC	TERRACOTTA
LG	LIGHT GRAY	NK	NICKEL	TP	TAUPE
<b>Chrome</b>					
CH	CHROME	<b>+287</b>			



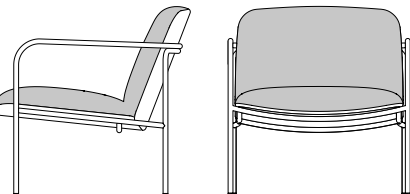
## 6. Upholstery

See general information section for details on textile program and COM/COL information

Textiles are cut railroad by default

# Dela

## LOUNGE 4-LEG: ARM

TITLE	SERIES	FRAME	ARM	STYLE	DIMENSIONS	COM	COL	Textile Upholstery Grades													Leather Upholstery Grades					
								YDG	SQFT	COM	A	B	C	D	E	F	G	H	I	J	K	L	M	W	X	Y
 <b>Chair, Lounge 4-Leg Arm, Fully Upholstered</b>	DL	5	2	1	27.25W x 27.5D x 29H	2.4	39.1	2,296	2,486	2,590	2,689	2,793	2,896	3,008	3,121	3,254	3,425	3,631	3,836	4,042	4,244	3,319	3,557	4,475	5,047	5,588
 <b>Chair, Lounge 4-Leg Arm, Finished Wood Back</b>	DL	5	2	2	27.25W x 27.5D x 29H	2.2	29.9	2,530	2,701	2,794	2,885	2,980	3,074	3,175	3,278	3,400	3,555	3,742	3,927	4,115	4,300	3,351	3,535	4,246	4,691	5,107
 <b>Chair, Lounge 4-Leg Arm, Finished Wood Back and Seat</b>	DL	5	2	3	27.25W x 27.5D x 29H	2.2	24.2	2,911	3,084	3,178	3,269	3,362	3,456	3,558	3,662	3,782	3,937	4,125	4,310	4,497	4,683	3,482	3,637	4,228	4,598	4,945

### To Order Select Below

#### 1. Series/Type/Frame/Style

DL521	DELA LOUNGE 4-LEG ARM FULLY UPHOLSTERED
DL522	DELA LOUNGE 4-LEG ARM FINISHED WOOD BACK
DL523	DELA LOUNGE 4-LEG ARM FINISHED WOOD BACK AND SEAT

Contact Customer Service for custom contrasting upholstery details.

#### 2. Options

<b>Upholstery Options</b>		
B1	BUTTON TUFT	<b>+28</b>
T1	LIBERTY TUFT	<b>+74</b>
WC	WELT CORD	<b>+82</b>
Welt cord is required with leather upholstery and already captured in list pricing above. Welt cord upcharge is only applicable for fabrics. Welt cord is available for all styles.		
DF	DUAL UPHOLSTERY	
	INSIDE	0.8 YDS
	OUTSIDE	0.7 YDS

When specifying in-graded fabrics, please apply the higher of the two grades. Dual Fabric only available on Fully Upholstered models. Welt Cord on Dual Fabric Models uses the Inside Textile.

#### 3. Glides

<b>Glide</b>		
PG1	PLASTIC BLACK GLIDES	
PG3	PLASTIC LIGHT GRAY GLIDES	
FG1	PLASTIC BLACK GLIDES WITH FELT PADS	
FG2	PLASTIC LIGHT GRAY GLIDES WITH FELT PADS	

#### 4. Arm Cap Finish

<b>Arm Cap</b>		
UC	UPHOLSTERED	<b>+433</b>
81	OAK	<b>+331</b>
89	TONED WALNUT	<b>+347</b>
Upholstered arm cap textiles default to match the seat components. When Dual Fabric is selected, the inside textile is the default.		

#### 5. Wood Finish

<b>Wood Finish</b>		
PZ20	TONED WALNUT	
PZ30	ALPI-RIFT CUT OAK	

#### 6. Frame Finish

<b>Powder Coat</b>					
BL	BLUE	LL	LILAC GRAY	OC	OCHRE
BM	BLACK MATTE	LP	LIGHT PISTACHIO	PY	PALE YELLOW
CP	CHAMPAGNE	LR	LIPSTICK RED	RO	RED ORANGE
DB	DARK BRONZE	MB	MIDNIGHT BLUE	RR	RUSTY RED
DG	DARK GRAY	MG	MEADOW GREEN	SB	SOFT BLUE
DP	DUSTY PINK	MK	MILK	SD	SAND
DS	DARK SAGE	MS	METALLIC SILVER	TC	TERRACOTTA
LG	LIGHT GRAY	NK	NICKEL	TP	TAUPE
<b>Chrome</b>					
CH	CHROME				<b>+518</b>

#### 7. Upholstery

See general information section for details on textile program and COM/COL information

Textiles are cut railroad by default