

stylex

Ridge Guest

PRICE LIST

Effective November 01, 2024

General Information

STYLEX PRICE LIST

GENERAL INFORMATION

Terms

Net 30 days from date of invoice,
F. O. B . Delanco, New Jersey.

Damaged Shipments

All Stylex products are carefully inspected before they are packed in sturdy cartons designed to satisfy shipping requirements. Stylex is not responsible for damage in shipment. The transportation company assumes responsibility for delivering products to you in good condition when the bill of lading is signed. You protect yourself by refusing shipments showing damage or shortage until transportation company has noted on the delivery sheet the extent of damage or shortage. Concealed damage should be reported to the carrier as soon as discovered, but no later than 5 days after receiving shipment.

Return/Restocking Policy

Return shipments will not be accepted unless specifically authorized by Stylex in writing. The Return Authorization number should be clearly marked on the carton. The customer returning Stylex products is responsible for return shipping costs. Merchandise must be returned unused. Returned merchandise is subject to a 35% restocking fee.

Special Products

Modifications to standard products will be considered for large runs. Contact factory for price quotations.

Design Changes

In keeping with modern manufacturing advances, Stylex reserves the right to incorporate minor modifications and design changes in products without notice.

Cancellation/Change Order Policy

Regarding requests for order cancellation and/or order modification, please be advised that no charges will be applied before production, unless inventory has been specifically requisitioned to fulfill your order. Once orders proceed to the production phase, they cannot be altered or canceled under any circumstances. All requests for order cancellations or order changes must be submitted in writing and will only be considered valid upon approval by Stylex.

WARRANTY

Except as provided below, Stylex warrants exclusively to the original Purchaser of our product that all parts, under normal use and service, will be free from defects in workmanship and material for a period of ten (10) years from the date of purchase. "Normal use and service" means that the product will be used in a typical office environment for 40-45 hours per week.

This warranty is subject to the following limitations, exclusions and provisions:

Limitations involving materials and components:

Wood components of plywood stacking chairs
(such as Brooks and Welcome)
5 years

Upholstery

(including mesh used for Click, F4, Insight, and Zephyr Mesh)
3 years

SAVA Mesh

10 years

Pneumatic Cylinders

3 years

COM Upholstery

No warranty
Stylex makes every effort to ensure that the COM Upholstery it approves is suitable for the intended use. Nevertheless, we will not warrant, and assume no responsibility for, the durability or tailoring quality of any COM or COL . If you have any concerns about the ultimate appearance of any covering, please order an upholstered sample.

Painted Stack Chair Frames

No Warranty
We will not warrant the finish of painted stack chair frames against damage from stacking. Please order chrome frames for chairs that will be stacked.

Felt Glides

No warranty
Due to the different surfaces on which felt glides may be used, we cannot warrant their durability over time.

If this product fails during normal use and service within the applicable warranty period (other than through normal wear and tear), please submit a warranty claim at stylexdesign.com/warranty-claim/. Quantity, model details, description of issue, and Stylex certified labels are required for submission. PLEASE DO NOT RETURN PARTS OR THE PRODUCT TO STYLEX UNLESS INSTRUCTED TO DO SO BY STYLEX. Stylex will, at its discretion, either repair or replace the defective product or part at no cost. Labor requests must receive approval and will be authorized on a case-by-case basis. We will only reimburse for labor costs directly incurred, excluding any travel-related expenses. Purchaser may be required (at the option of Stylex) to return to Stylex at Purchaser's expense any defective part with all freight or shipping charges prepaid. The foregoing warranty shall be void if the product has been altered or repaired (other than by Stylex). The warranty does not cover damage to the product caused by accident, neglect, misuse, abuse, modification to the product by anyone other than Stylex or damage caused by use of the product for a purpose other than that for which it was designed. This warranty extends only to the original Purchaser of the product.

No Other Warranties

This warranty is in lieu of all other warranties, expressed or implied, including, but not limited to, implied warranties of merchantability and fitness for a particular purpose. The rights and remedies provided herein are the exclusive rights and remedies of the original purchaser of the product.

No Liability For Damages

In no event shall Stylex or its suppliers be responsible or liable for any special, indirect, consequential, or incidental damages. In no event shall the liability of Stylex exceed the actual purchase price paid to Stylex for the product.

Out of Warranty Products

For all products no longer covered by our warranty, please refer to our Design for Durability and Upgradability Policy. Contact your Account Manager if you would like to purchase any replaceable components to further extend the life of any Stylex seating product. This warranty applies to all Stylex products purchased on April 13, 2018, and thereafter.

PRODUCT TAKE BACK PROGRAM

In order to be good stewards of our products, Stylex offers a pathway towards a Product Take Back Program as a more viable solution to the end of our products' originally intended life.

Stylex supports the sustainable programs of ANEW and offers their added value to our clients through a comprehensive take-back solution for surplus office furniture and materials of any kind, in any condition. ANEW is a 501(c)(3) non-profit organization that exists to provide companies with smart, cost effective alternatives for their surplus furniture and other items with the priority of matching it to non- profits, public agencies and the underserved, within the local community of the project site. Corporate Social Responsibility is raised while the impact on the environment is lowered by diverting products and materials otherwise destined for landfill.

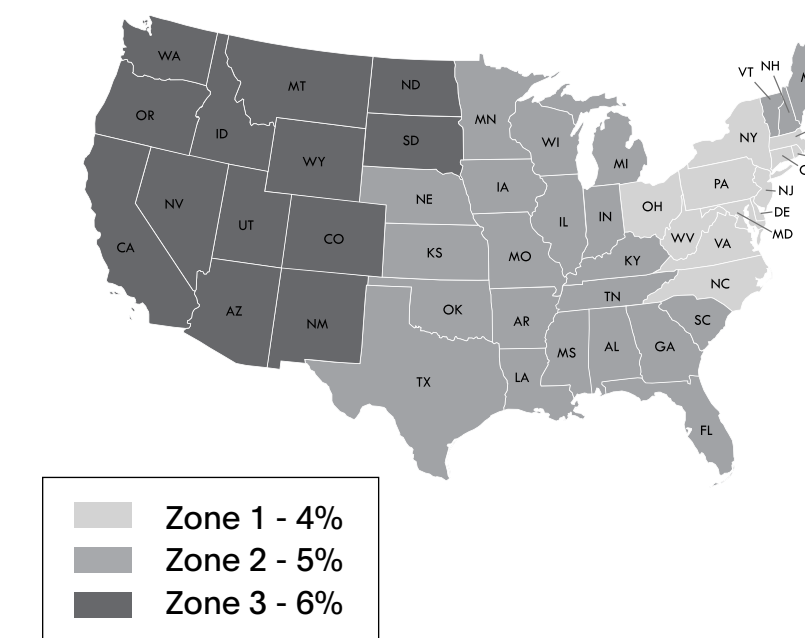
Stylex is proud to offer ANEW to customers dedicated to strengthening their community network by repurposing their furniture, fixtures and architectural materials to those in need. In 2014, Stylex committed to making this relationship a part of our strategic sales strategy. Visit www.anewfound.org to find out more.

To initiate a Product Take Back strategy through ANEW, contact Stylex Account Management at 800-257-5742.

For other end of life recovery options, please see our Product Disassembly Instructions and End of Life Recovery Options documents available on our website in the resources section of each product in our line.

FREIGHT PROGRAM

Freight charges will be calculated as a percentage of the net product price and added to the invoice at the time of shipment. The continental United States has been divided into three zones. Please use the map below to determine freight charges for the product's destination. Minimum freight charge is \$250. Please let us know if you will be shipping to a residential address or require inside delivery as this requires an additional fee. Also please note we need to be made aware if a liftgate is required prior to delivery. If any requests are made at the time of delivery, applicable charges will apply.



ZONE 1 - 4%

Connecticut
Delaware
New York
New Jersey
Maryland
Massachusetts
North Carolina
Ohio
Pennsylvania
Rhode Island
Virginia
Washington D.C.
West Virginia

ZONE 2 - 5%

Alabama
Arkansas
Canada, Ontario
Canada, Quebec
Florida
Georgia
Iowa
Illinois
Indiana
Kansas
Kentucky
Louisiana
Nebraska
New Hampshire
Oklahoma
Maine
Michigan
Minnesota
Missouri
Mississippi
South Carolina
Tennessee
Texas
Vermont
Wisconsin

ZONE 3 - 6%

Arizona
California
Colorado
Idaho
Montana
Nevada
New Mexico
North Dakota
Oregon
South Dakota
Utah
Washington
Wyoming

Quote Per Project
Alaska
Hawaii
Canada
(outside Ontario & Quebec)
Mexico

General Information

STYLEX PRICE LIST

TEXTILE PARTNERS & APPROVALS

Textile Partners

To customize your furniture performance needs and design vision, Stylex offers a wide selection of in-graded leathers and textiles from Grades A through Y. We've partnered with leading manufacturers on the options, focusing on color, price, durability, and construction. To view our partners and explore our digital carded program with broadly approved textiles, visit [this page](#). We stand by these textiles: They're tried and tested, and will effortlessly fit into any design aesthetic.

Textile Approvals

All textiles must be approved for the product you are specifying. For the related approved textile lists, visit [this page](#).

CAL 117 AND 133 COMPLIANCE

CAL 117-2013

CAL 117-2013 compliance is a requirement for all textiles applied on our seating products. All Stylex seating products meet this standard.

CAL 133

Most Stylex seating can be ordered to meet the requirements of CAL 133. When ordering, simply specify "CAL 133 compliance required". The upcharge for this option is \$54 list per yard. Please refer to the COM yardage of each model to determine the number of yards required. We do frequently require full-scale burn tests in order to certify CAL 133 before an order will be accepted. Such burn tests may increase normal lead times and do carry additional charges. Please contact your Stylex account manager for details.

CUSTOMER'S OWN MATERIAL/LEATHER

Customer's own material (COM) and customer's own leather (COL) will generally be upholstered at the price designated in each product's price list. Please be advised, however, that we specifically reserve the right to charge a higher price when we determine that special circumstances, such as unusual repeats or challenging materials, present themselves. All orders for custom coverings must be approved by Stylex before they will be accepted for production. To submit proposed textile for approval, please use the COM form [here](#).

Special Note:

We assume no responsibility for the durability or tailoring quality of any COM or COL. Directional covers in particular may not meet your satisfaction due to the design of certain products. Please be advised that COM and COL orders are not subject to return. If you have doubts about the ultimate appearance of certain coverings, please order a sample done with that specific COM or COL. In addition, while we inspect fabrics for mill imperfections, some are difficult to recognize. We cannot be responsible for defects, color inaccuracies, dye lot variations, or other flaws.

Under no circumstances will we be responsible for COM shortages, flaws, or other such problems. Finally, it is not our responsibility to police the receipt of COM's in order to meet delivery deadlines, and we assume our customers are aware of any undue delay in the shipment of their COM fabrics.

COM fabric and COL leather should be sent prepaid to: Stylex

**Attn: COM/COL - [Your Stylex PO #]
740 Coopertown Road
Delanco, NJ 08075**

All COM/COL sent to Stylex must be accompanied with a packing list which indicates the dealers' name, Stylex corresponding PO number, sales order number, COM/COL supplier name, textile pattern, colorway and shipped quantity. Stylex requires COM to be sent in as continuous yardage in the same dielot.

Yardage requirements shown in the price list are based on non-directional goods of 54" width. Fabrics less than 54" wide or those requiring matching (stripes, prints, or large patterned designs) call for additional yardage. We will be happy to supply yardage requirements for large quantities where economies may be realized.

Add the following yardage for stripes, plaids, or patterns with repeats:

Fabric Width	Plain Fabric	2-14" Repeat	15-24" Repeat	25-27" Repeat	28-36" Repeat
54"	0%	10%	15%	20%	25%
50"	10%	20%	25%	30%	35%
48"	15%	25%	30%	35%	40%
45"	40%	50%	55%	60%	65%
36"	50%	60%	65%	70%	75%

COM/COL FORM

To avoid delay in processing COM orders we request that you submit a sample of your COM textile stapled to this form which can be downloaded [here](#). If a textile has a stripe or design, the size of the repeat should be indicated. Please indicate the textile supplier's name, textile number, and color. Also indicate the Stylex product on which the textile will be used. If a certain direction of application is required, please ensure that information is communicated directly to your Stylex account manager.

The fabric supplier must indicate on his shipping labels the dealer name and purchase order number as well as the Stylex model number.

Please Note:

No order may be entered into production or have a shipping date assigned until all related COM is received at the factory.



CENTER OF STRIPE OR DESIGN

TOP OF CHAIR	TOP OF CHAIR
--------------	--------------

1. Size of Repeat

2. Textile Supplier

3. Textile Number


4. Color

5. Stylex Product


Ridge Guest

COLORS, MATERIALS, AND FINISHES


POWDER COATED PAINTED METAL




MILK
(MK)




SAND
(SD)




PALE YELLOW
(PY)




TERRACOTTA
(TC)




LIPSTICK RED
(LR)



RED ORANGE
(RO)




RUSTY RED
(RR)




DUSTY PINK
(DP)




LIGHT PISTACHIO
(LP)




MEADOW GREEN
(MG)




DARK SAGE
(DG)



SOFT BLUE
(SB)




BLUE
(BL)



MIDNIGHT BLUE
(MB)




LILAC GRAY
(LL)



LIGHT GRAY
(LG)




CHAMPAGNE
(CP)




METALLIC SILVER
(MS)



NICKEL
(NK)




OCHRE
(OC)




TAUPE
(TP)



DARK BRONZE
(DB)




DARK GRAY
(DG)




BLACK MATTE
(BM)

POLISHED METAL



CHROME
(CH)



POLISHED
ALUMINUM
(AL)

WOOD LEG FINISH



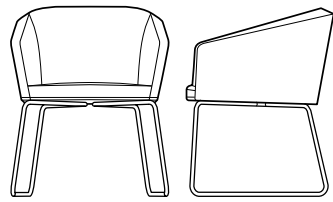

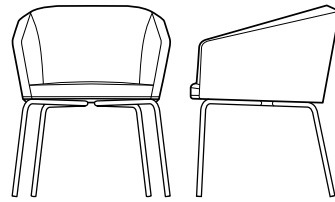
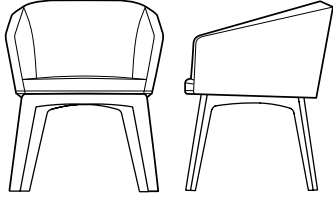
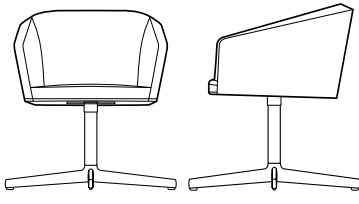
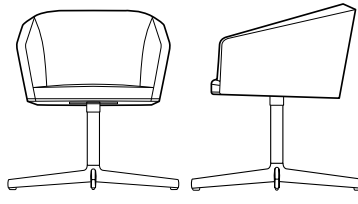
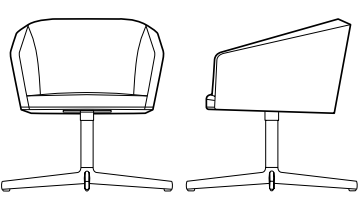
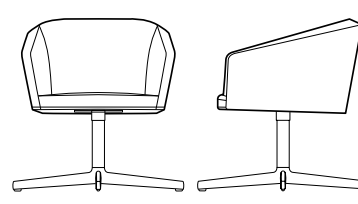
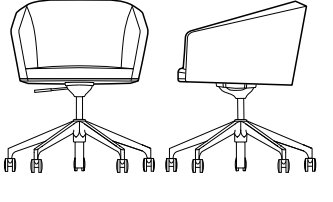
NATURAL MAPLE
(83)

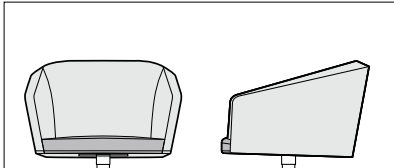
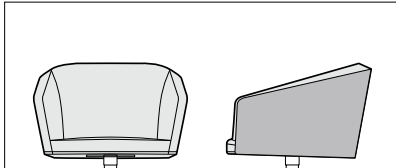
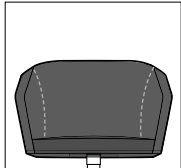


WHITE OAK
(81)

Ridge Guest

SPECIFICATION GUIDE: STATEMENT OF LINE

OVERVIEW	GUEST HEIGHT			LOUNGE HEIGHT	
Metal Guest	Radius Sled Frame 	Cantilever Sled Frame 	Four-Leg Frame 		
Wood Guest	Four Leg Frame 				
Fixed Height Swivel Guest	Fixed Height Swivel 	Fixed Height Swivel Return 		Fixed Height Swivel 	Fixed Height Swivel Return 
Height Adjustable Swivel Guest	Five-Blade Adjustable 				

OPTIONS			
Upholstery Options	Second Textile on Seat 	Second Textile on Outside Back 	Contrasting Thread 

PRODUCT INFORMATION

Design
Aodh O Donnell

Upholstery
Upholstery textiles are cut up the roll.

Bases
Sled frames use steel tube bases. Both 4-blade and 5-blade bases are cast aluminum. Wood, 4-leg bases are produced from white oak or maple, depending on the option selected. All sled base components may be ordered in bright chrome or one of our powder coat finishes. The 4-blade bases may be either polished aluminum or painted. 5-blade swivel bases are either polished aluminum or painted, but painted 5-blade bases always utilize chrome cylinders.

Glides
Glides are either plastic or plastic with felt pads.

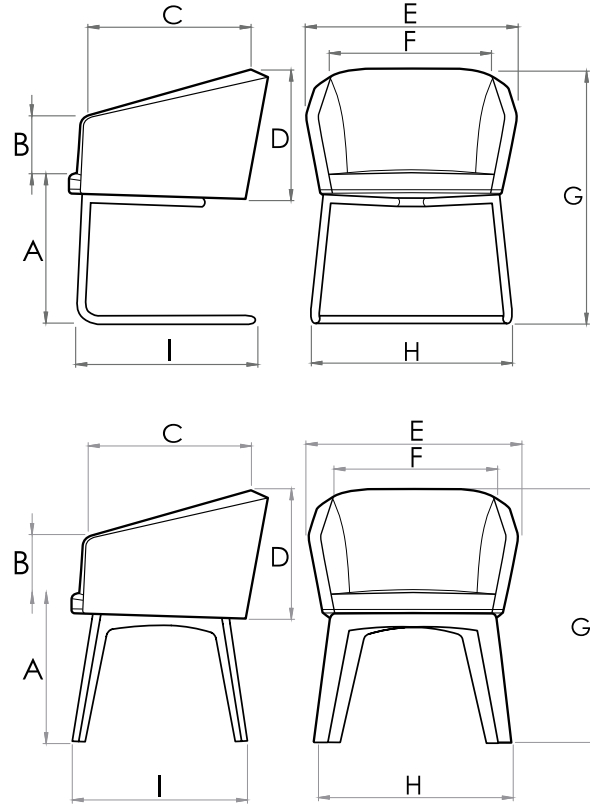
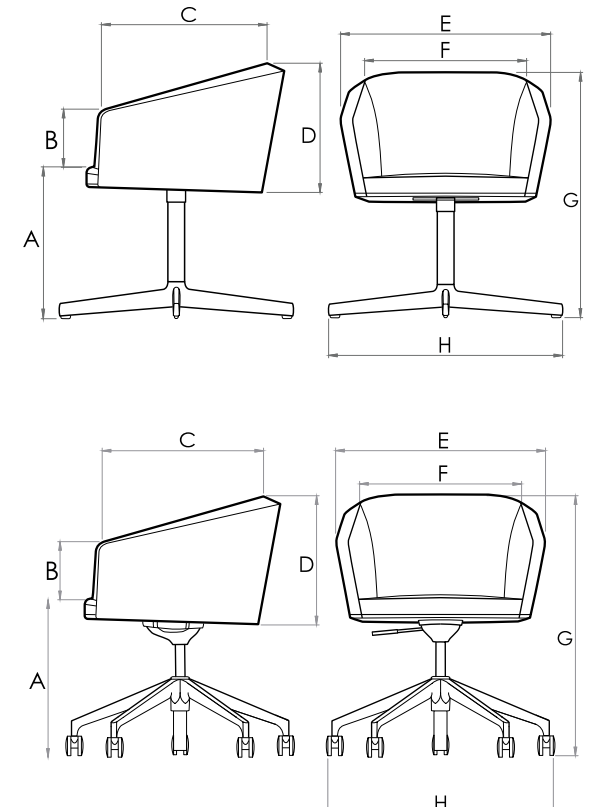
Use
Designed for indoor use only.

Testing
Manufactured to comply with ANSI/BIFMA x5.1 General Office Chair tests.

Certifications
Greenguard Certified Level® 2

Ridge Guest

SPECIFICATION GUIDE: DIMENSIONS

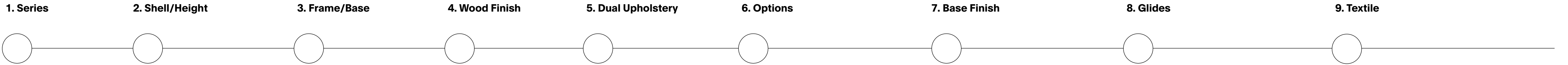
OVERVIEW	GUEST HEIGHT				LOUNGE HEIGHT			
<p>Dimensions</p> <ul style="list-style-type: none"> A. Seat Height B. Arm Height C. Seat Depth D. Back Height E. Overall Width of Arms F. Seat Width G. Overall Height H. Overall Width Base I. Overall Depth 	<p>Radius Sled Frame</p> <ul style="list-style-type: none"> A. 18 B. 7 C. 20 D. 16 E. 25 F. 20 G. 30 H. 25 I. 22 	<p>Cantilever Sled Frame</p> <ul style="list-style-type: none"> A. 18 B. 7 C. 20 D. 16 E. 25 F. 20 G. 30 H. 24 I. 21 	<p>Four-Leg Metal Frame</p> <ul style="list-style-type: none"> A. 18 B. 7 C. 20 D. 16 E. 25 F. 20 G. 30 H. 25 I. 22 	<p>Four-Leg Wood Frame</p> <ul style="list-style-type: none"> A. 18 B. 7 C. 20 D. 16 E. 25 F. 20 G. 30 H. 23 I. 21 				
<p>Swivel Dimensions</p> <ul style="list-style-type: none"> A. Seat Height B. Arm Height C. Seat Depth D. Back Height E. Overall Width of Arms F. Seat Width G. Overall Height H. Overall Width/Depth Base 	<p>Fixed Height Swivel</p> <ul style="list-style-type: none"> A. 18 B. 7 C. 20 D. 16 E. 25 F. 20 G. 30 H. 28 	<p>Fixed Height Swivel Return</p> <ul style="list-style-type: none"> A. 18 B. 7 C. 20 D. 16 E. 25 F. 20 G. 30 H. 28 	<p>Height Adjustable Five-Blade Swivel</p> <ul style="list-style-type: none"> A. 15.4-20.4 B. 7 C. 20 D. 16 E. 25 F. 20 G. 27.2-32.2 H. 27 		<p>Fixed Height Swivel</p> <ul style="list-style-type: none"> A. 16.5 B. 7 C. 20 D. 16 E. 25 F. 20 G. 28 H. 28 	<p>Fixed Height Swivel Return</p> <ul style="list-style-type: none"> A. 16.5 B. 7 C. 20 D. 16 E. 25 F. 20 G. 28 H. 28 		

Ridge Guest

SPECIFICATION GUIDE: HOW TO ORDER

MODEL CODE BREAKDOWN

Sample Model Code: **RG2181DF1CTCHFGCOM**

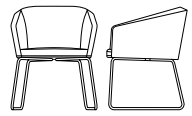
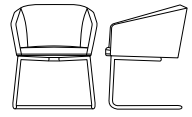
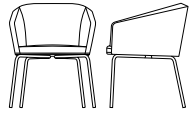


RG **218** **1** **-** **DF1** **CT** **CH** **FG** **COM**

1. Series	2. Shell/Height	3. Frame/Base	4. Wood Finish	5. Dual Upholstery	6. Options	7. Base Finish	8. Glides	9. Textile
<p>Series</p> <p>RG RIDGE GUEST</p>	<p>Shell/Height</p> <p>218 FULLY UPHOLSTERED GUEST HEIGHT</p> <p>216 FULLY UPHOLSTERED LOUNGE HEIGHT</p> <p>240 FULLY UPHOLSTERED HEIGHT ADJUSTABLE</p>	<p>Frame/Base</p> <p>1 RADIUS SLED</p> <p>3 CANTILEVER SLED</p> <p>4 METAL FOUR-LEG</p> <p>6 WOOD FOUR-LEG</p> <p>7 FIXED HEIGHT CAST ALUMINUM</p> <p>8 FIXED HEIGHT 360° SWIVEL RETURN CAST ALUMINUM</p> <p>9 HEIGHT ADJUSTABLE FIVE-BLADE ALUMINUM BASE</p>	<p>Wood Finish</p> <p>81 WHITE OAK</p> <p>83 NATURAL MAPLE</p> <p>Note: Wood Finish for Wood For Leg Base Only</p>	<p>Dual Upholstery</p> <p>DF1 SECOND TEXTILE ON SEAT</p> <p>DF2 SECOND TEXTILE ON OUTSIDE BACK</p> <p>Note: When specifying in-graded textiles, please apply the higher of the two grades.</p>	<p>Options</p> <p>CT CONSTRASTING THREAD</p> <p>AG ADJUSTABLE GLIDES</p> <p>Note: Adjustable Glides for fixed-height swivel base only.</p> <p>Casters</p> <p>-- HARD, BLACK, CASTER</p> <p>GC HARD, GRAY, CASTER</p> <p>CC HARD, CHROME TRIM, CASTER</p> <p>BS SOFT, BLACK, CASTER</p> <p>GS SOFT, GRAY, CASTER</p> <p>CS SOFT, CHROME TRIM, CASTER</p> <p>Note: Casters for height adjustable five blade base only.</p>	<p>Standard Powder Coated Metal</p> <p>BL BLUE</p> <p>BM BLACK MATTE</p> <p>CP CHAMPAGNE</p> <p>DB DARK BRONZE</p> <p>DG DARK GRAY</p> <p>DP DUSTY PINK</p> <p>DS DARK SAGE</p> <p>LG LIGHT GRAY</p> <p>LL LILAC GRAY</p> <p>LP LIGHT PISTACHIO</p> <p>LR LIPSTICK RED</p> <p>MB MIDNIGHT BLUE</p> <p>MG MEADOW GREEN</p> <p>MK MILK</p> <p>MS METALLIC SILVER</p> <p>NK NICKEL</p> <p>OC OCHRE</p> <p>PY PALE YELLOW</p> <p>RO RED ORANGE</p> <p>RR RUSTY RED</p> <p>SB SOFT BLUE</p> <p>SD SAND</p> <p>TC TERRACOTTA</p> <p>TP TAUPE</p> <p>Polished Metal</p> <p>CH CHROME</p> <p>AL POLISHED ALUMINUM</p> <p>Note: Chrome for Sled and Metal Four Leg bases. Polished AL for all Swivel bases</p>	<p>Plastic Glides</p> <p>PG PLASTIC GLIDES</p> <p>FG PLASTIC GLIDES WITH FELT PAD</p> <p>Note: Felt Glides are only available on Radius Sled Frame</p>	<p>Textile Grades</p> <p>COM CUSTOMER'S OWN MATERIAL</p> <p>A GRADE A</p> <p>B GRADE B</p> <p>C GRADE C</p> <p>D GRADE D</p> <p>E GRADE E</p> <p>F GRADE F</p> <p>G GRADE G</p> <p>H GRADE H</p> <p>I GRADE I</p> <p>J GRADE J</p> <p>K GRADE K</p> <p>L GRADE L</p> <p>M GRADE M</p> <p>Leather Grades</p> <p>COL CUSTOMER'S OWN LEATHER</p> <p>W GRADE W</p> <p>X GRADE X</p> <p>Y GRADE Y</p> <p>E1 GRADE E1</p> <p>E2 GRADE E2</p> <p>Note: Select highest grade in the case of dual upholstery</p>

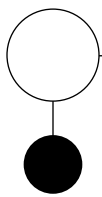
Ridge Guest

METAL FRAME

TITLE	SERIES	SHELL	HEIGHT	BASE	YDG	SF	Textile Upholstery Grades										Leather Upholstery Grades								
							COM	A	B	C	D	E	F	G	H	I	J	K	L	M	W	X	Y	E1	E2
Radius Sled Frame 	RG	2	18	1	2.8	36	1,750	1,995	2,132	2,259	2,389	2,524	2,671	2,817	2,989	3,213	3,478	3,744	3,982	4,228	2,790	3,115	4,132	4,428	5,578
Cantilever Sled Frame 	RG	2	18	3	2.8	36	1,830	2,076	2,209	2,338	2,472	2,604	2,751	2,896	3,069	3,294	3,556	3,824	4,062	4,308	2,869	3,193	4,216	4,510	5,661
Metal Four-Leg Frame 	RG	2	18	4	2.8	36	1,750	1,995	2,132	2,259	2,389	2,524	2,671	2,817	2,989	3,213	3,478	3,744	3,982	4,228	2,790	3,115	4,132	4,428	5,578

To Order Select Below

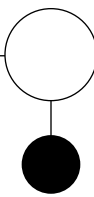
1. Series/Shell/Height



RG218

Ridge Guest Fully Upholstered Guest Height

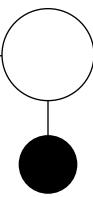
2. Frame



Frame

- 1 RADIUS SLED
- 3 CANTILEVER SLED
- 4 METAL FOUR LEG

3. Dual Upholstery



Dual Upholstery

The Dual Upholstery options allow for two textiles in two different combinations. When specifying in-graded textiles, please apply the higher of the two grades.

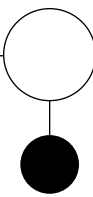
- DF1 SECOND TEXTILE ON SEAT
- DF2 SECOND TEXTILE ON OUTSIDE BACK



Second Textile on Seat
 Seat 0.8 yds
 Arms, Inside Back, Outside Back 2.3 yds

Second Textile Outside Back
 Seat, Arms, Inside Back, Outside Back 1.9 yds
 Outside Back 1.2 yds

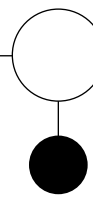
4. Options



Options

- CT CONTRASTING THREAD

5. Frame Finish



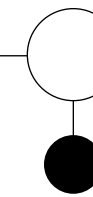
Standard Powder Coated Metal

- | | |
|--------------------|--------------------|
| BL BLUE | MG MEADOW GREEN |
| BM BLACK MATTE | MK MILK |
| CP CHAMPAGNE | MS METALLIC SILVER |
| DB DARK BRONZE | NK NICKEL |
| DG DARK GRAY | OC OCHRE |
| DP DUSTY PINK | PY PALE YELLOW |
| DS DARK SAGE | RO RED ORANGE |
| LG LIGHT GRAY | RR RUSTY RED |
| LL LILAC GRAY | SB SOFT BLUE |
| LP LIGHT PISTACHIO | SD SAND |
| LR LIPSTICK RED | TC TERRACOTTA |
| MB MIDNIGHT BLUE | TP TAUPE |

Polished Metal

- CH BRIGHT CHROME **+153**

6. Glides

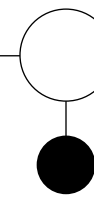


Glides

- PG PLASTIC GLIDES
- FG PLASTIC GLIDES WITH FELT PADS

Felt Glides are only available on Radius Sled frames.

7. Upholstery



See general information section for details on textile program and COM/ COL information.

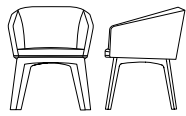
Textiles are cut up the roll.

When specifying dual upholstery models, the higher of the two grades will determine price.

Ridge Guest may develop mild comfort wrinkles on the inside back and seat when specified with leather or fabrics that do not recover well.

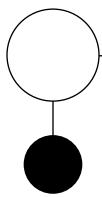
Ridge Guest

WOOD FRAME

TITLE	SERIES	SHELL	HEIGHT	BASE	YDG	SF	Textile Upholstery Grades										Leather Upholstery Grades								
							COM	A	B	C	D	E	F	G	H	I	J	K	L	M	W	X	Y	E1	E2
Wood Four-Leg Frame 	RG	2	18	6	2.8	36	2,468	2,712	2,845	2,974	3,109	3,240	3,387	3,533	3,707	3,928	4,193	4,463	4,700	4,945	3,507	3,830	4,883	5,147	6,329

To Order Select Below

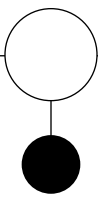
1. Series/Shell/Height



RG218

Ridge Guest Fully Upholstered Guest Height

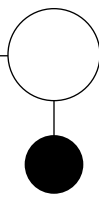
2. Frame



Frame

6 WOOD FOUR LEG

3. Wood Finish

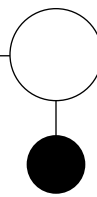


Wood Finish

81 WHITE OAK
83 NATURAL MAPLE

Custom Color
Per order per color. 20 chair minimum. Contact your account manager for details


4. Dual Upholstery



Dual Upholstery

The Dual Upholstery options allow for two textiles in two different combinations. When specifying in-graded textiles, please apply the higher of the two grades.

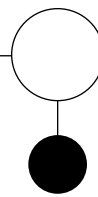
DF1 SECOND TEXTILE ON SEAT
DF2 SECOND TEXTILE ON OUTSIDE BACK



Second Textile on Seat
Seat 0.8 yds
Arms, Inside Back, Outside Back 2.3 yds

Second Textile Outside Back
Seat, Arms, Inside Back, Outside Back 1.9 yds
Outside Back 1.2 yds

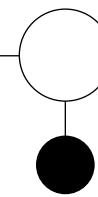
5. Options



Options

CT CONTRASTING THREAD

6. Upholstery



See general information section for details on textile program and COM/COL information.


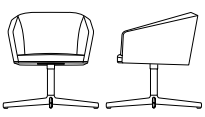
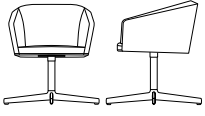

Textiles are cut up the roll.

When specifying dual upholstery models, the higher of the two grades will determine price.

Ridge Guest may develop mild comfort wrinkles on the inside back and seat when specified with leather or fabrics that do not recover well.

Ridge Guest

FIXED HEIGHT SWIVEL BASE

TITLE	SERIES	SHELL	HEIGHT	BASE	YDG	SF	Textile Upholstery Grades										Leather Upholstery Grades								
							COM	A	B	C	D	E	F	G	H	I	J	K	L	M	W	X	Y	E1	E2
Swivel Cast AL Base, Guest Height 	RG	2	18	7	2.8	36	1,990	2,235	2,370	2,499	2,629	2,763	2,909	3,057	3,228	3,452	3,715	3,983	4,220	4,466	3,031	3,355	4,382	4,670	5,827
Swivel Cast AL Base, Lounge Height 	RG	2	16	7	2.8	36	1,990	2,235	2,370	2,499	2,629	2,763	2,909	3,057	3,228	3,452	3,715	3,983	4,220	4,466	3,031	3,355	4,382	4,670	5,827
Swivel Return Cast AL Base, Guest Height 	RG	2	18	8	2.8	36	2,190	2,434	2,569	2,698	2,827	2,962	3,110	3,255	3,427	3,649	3,916	4,185	4,421	4,668	3,228	3,553	4,591	4,866	6,037
Swivel Return Cast AL Base, Lounge Height 	RG	2	16	8	2.8	36	2,190	2,434	2,569	2,698	2,827	2,962	3,110	3,255	3,427	3,649	3,916	4,185	4,421	4,668	3,228	3,553	4,591	4,866	6,037

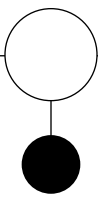
To Order Select Below

1. Series/Shell/Height



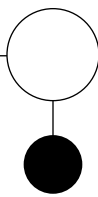
- RG218
Ridge Guest Fully Upholstered Guest Height
- RG216
Ridge Guest Fully Upholstered Lounge Height

2. Base



- 7 FIXED HEIGHT SWIVEL CAST ALUMINUM
- 8 FIXED HEIGHT 360° SWIVEL RETURN CAST ALUMINUM

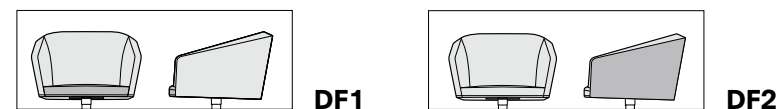
3. Dual Upholstery



Dual Upholstery

The Dual Upholstery options allow for two textiles in two different combinations. When specifying in-graded textiles, please apply the higher of the two grades.

- DF1 SECOND TEXTILE ON SEAT
- DF2 SECOND TEXTILE ON OUTSIDE BACK



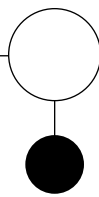
Second Textile on Seat

Seat 0.8 yds
Arms, Inside Back, Outside Back 2.3 yds

Second Textile Outside Back

Seat, Arms, Inside Back, Outside Back 1.9 yds
Outside Back 1.2 yds

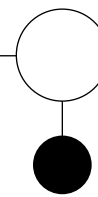
4. Options



Options

- CT CONTRASTING THREAD
- AG ADJUSTABLE GLIDES **+17**

5. Base Finish



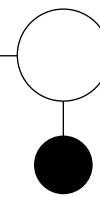
Standard Powder Coated Metal

- BL BLUE
- BM BLACK MATTE
- CP CHAMPAGNE
- DB DARK BRONZE
- DG DARK GRAY
- DP DUSTY PINK
- DS DARK SAGE
- LG LIGHT GRAY
- LL LILAC GRAY
- LP LIGHT PISTACHIO
- LR LIPSTICK RED
- MB MIDNIGHT BLUE
- MG MEADOW GREEN
- MK MILK
- MS METALLIC SILVER
- NK NICKEL
- OC OCHRE
- PY PALE YELLOW
- RO RED ORANGE
- RR RUSTY RED
- SB SOFT BLUE
- SD SAND
- TC TERRACOTTA
- TP TAUPE

Polished Metal

- AL POLISHED ALUMINUM

6. Upholstery



See general information section for details on textile program and COM/COL information.

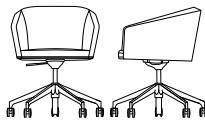
Textiles are cut up the roll.

When specifying dual upholstery models, the higher of the two grades will determine price.

Ridge Guest may develop mild comfort wrinkles on the inside back and seat when specified with leather or fabrics that do not recover well.

Ridge Guest

HEIGHT ADJUSTABLE SWIVEL BASE

TITLE	SERIES	SHELL	HEIGHT	BASE	YDG	SF	Textile Upholstery Grades										Leather Upholstery Grades								
							COM	A	B	C	D	E	F	G	H	I	J	K	L	M	W	X	Y	E1	E2
Height Adjustable Five-Blade Aluminum Base 	RG	2	40	9	2.8	36	2,229	2,474	2,607	2,736	2,868	3,001	3,149	3,297	3,466	3,691	3,955	4,222	4,461	4,706	3,270	3,593	4,632	4,907	6,079


To Order Select Below

1. Series/Shell/Height



RG240
Ridge Guest Fully Upholstered Height Adjustable

2. Base



9 FIVE BLADE ALUMINUM BASE

Actions
Swivel
Forward and Rearward Flex

3. Dual Upholstery



Dual Upholstery
The Dual Upholstery options allow for two textiles in two different combinations. When specifying in-graded textiles, please apply the higher of the two grades.

- DF1 SECOND TEXTILE ON SEAT
- DF2 SECOND TEXTILE ON OUTSIDE BACK



Second Textile on Seat
Seat 0.8 yds
Arms, Inside Back, Outside Back 2.3 yds

Second Textile Outside Back
Seat, Arms, Inside Back, Outside Back 1.9 yds
Outside Back 1.2 yds

4. Options



- Options**
- CT CONTRASTING THREAD
- Hard Casters**
- HARD, BLACK
 - GC HARD, GRAY **+29**
 - CC HARD, CHROME TRIM **+102**

- Soft Casters**
- BS SOFT, BLACK **+44**
 - GS SOFT, GRAY **+55**
 - CS SOFT, CHROME TRIM **+128**


5. Base Finish



- Standard Powder Coated Metal**
- BL BLUE
 - BM BLACK MATTE
 - CP CHAMPAGNE
 - DB DARK BRONZE
 - DG DARK GRAY
 - DP DUSTY PINK
 - DS DARK SAGE
 - LG LIGHT GRAY
 - LL LILAC GRAY
 - LP LIGHT PISTACHIO
 - LR LIPSTICK RED
 - MB MIDNIGHT BLUE
 - MG MEADOW GREEN
 - MK MILK
 - MS METALLIC SILVER
 - NK NICKEL
 - OC OCHRE
 - PY PALE YELLOW
 - RO RED ORANGE
 - RR RUSTY RED
 - SB SOFT BLUE
 - SD SAND
 - TC TERRACOTTA
 - TP TAUPE

- Polished Metal**
- AL POLISHED ALUMINUM
- Cylinder color will match the frame if the frame finish is black matte, light gray, or milk. Otherwise, the cylinder will be chrome.

6. Upholstery



See general information section for details on textile program and COM/COL information.

Textiles are cut up the roll.

When specifying dual upholstery models, the higher of the two grades will determine price.

Ridge Guest may develop mild comfort wrinkles on the inside back and seat when specified with leather or fabrics that do not recover well.