

stylex

Obair Tables

PRICE LIST

Effective November 01, 2024

Updated November 06, 2024

General Information

STYLEX PRICE LIST

GENERAL INFORMATION

Terms

Net 30 days from date of invoice,
F. O. B . Delanco, New Jersey.

Damaged Shipments

All Stylex products are carefully inspected before they are packed in sturdy cartons designed to satisfy shipping requirements. Stylex is not responsible for damage in shipment. The transportation company assumes responsibility for delivering products to you in good condition when the bill of lading is signed. You protect yourself by refusing shipments showing damage or shortage until transportation company has noted on the delivery sheet the extent of damage or shortage. Concealed damage should be reported to the carrier as soon as discovered, but no later than 5 days after receiving shipment.

Return/Restocking Policy

Return shipments will not be accepted unless specifically authorized by Stylex in writing. The Return Authorization number should be clearly marked on the carton. The customer returning Stylex products is responsible for return shipping costs. Merchandise must be returned unused. Returned merchandise is subject to a 35% restocking fee.

Special Products

Modifications to standard products will be considered for large runs. Contact factory for price quotations.

Design Changes

In keeping with modern manufacturing advances, Stylex reserves the right to incorporate minor modifications and design changes in products without notice.

Cancellation/Change Order Policy

Regarding requests for order cancellation and/or order modification, please be advised that no charges will be applied before production, unless inventory has been specifically requisitioned to fulfill your order. Once orders proceed to the production phase, they cannot be altered or canceled under any circumstances. All requests for order cancellations or order changes must be submitted in writing and will only be considered valid upon approval by Stylex.

WARRANTY

Except as provided below, Stylex warrants exclusively to the original Purchaser of our product that all parts, under normal use and service, will be free from defects in workmanship and material for a period of ten (10) years from the date of purchase. "Normal use and service" means that the product will be used in a typical office environment for 40-45 hours per week.

This warranty is subject to the following limitations, exclusions and provisions:

Limitations involving materials and components:

Wood components of plywood stacking chairs
(such as Brooks and Welcome)
5 years

Upholstery

(including mesh used for Click, F4, Insight, and Zephyr Mesh)
3 years

SAVA Mesh

10 years

Pneumatic Cylinders

3 years

COM Upholstery

No warranty
Stylex makes every effort to ensure that the COM Upholstery it approves is suitable for the intended use. Nevertheless, we will not warrant, and assume no responsibility for, the durability or tailoring quality of any COM or COL . If you have any concerns about the ultimate appearance of any covering, please order an upholstered sample.

Painted Stack Chair Frames

No Warranty
We will not warrant the finish of painted stack chair frames against damage from stacking. Please order chrome frames for chairs that will be stacked.

Felt Glides

No warranty
Due to the different surfaces on which felt glides may be used, we cannot warrant their durability over time.

If this product fails during normal use and service within the applicable warranty period (other than through normal wear and tear), please submit a warranty claim at stylexdesign.com/warranty-claim/. Quantity, model details, description of issue, and Stylex certified labels are required for submission. PLEASE DO NOT RETURN PARTS OR THE PRODUCT TO STYLEX UNLESS INSTRUCTED TO DO SO BY STYLEX. Stylex will, at its discretion, either repair or replace the defective product or part at no cost. Labor requests must receive approval and will be authorized on a case-by-case basis. We will only reimburse for labor costs directly incurred, excluding any travel-related expenses. Purchaser may be required (at the option of Stylex) to return to Stylex at Purchaser's expense any defective part with all freight or shipping charges prepaid. The foregoing warranty shall be void if the product has been altered or repaired (other than by Stylex). The warranty does not cover damage to the product caused by accident, neglect, misuse, abuse, modification to the product by anyone other than Stylex or damage caused by use of the product for a purpose other than that for which it was designed. This warranty extends only to the original Purchaser of the product.

No Other Warranties

This warranty is in lieu of all other warranties, expressed or implied, including, but not limited to, implied warranties of merchantability and fitness for a particular purpose. The rights and remedies provided herein are the exclusive rights and remedies of the original purchaser of the product.

No Liability For Damages

In no event shall Stylex or its suppliers be responsible or liable for any special, indirect, consequential, or incidental damages. In no event shall the liability of Stylex exceed the actual purchase price paid to Stylex for the product.

Out of Warranty Products

For all products no longer covered by our warranty, please refer to our Design for Durability and Upgradability Policy. Contact your Account Manager if you would like to purchase any replaceable components to further extend the life of any Stylex seating product. This warranty applies to all Stylex products purchased on April 13, 2018, and thereafter.

PRODUCT TAKE BACK PROGRAM

In order to be good stewards of our products, Stylex offers a pathway towards a Product Take Back Program as a more viable solution to the end of our products' originally intended life.

Stylex supports the sustainable programs of ANEW and offers their added value to our clients through a comprehensive take-back solution for surplus office furniture and materials of any kind, in any condition. ANEW is a 501(c)(3) non-profit organization that exists to provide companies with smart, cost effective alternatives for their surplus furniture and other items with the priority of matching it to non- profits, public agencies and the underserved, within the local community of the project site. Corporate Social Responsibility is raised while the impact on the environment is lowered by diverting products and materials otherwise destined for landfill.

Stylex is proud to offer ANEW to customers dedicated to strengthening their community network by repurposing their furniture, fixtures and architectural materials to those in need. In 2014, Stylex committed to making this relationship a part of our strategic sales strategy. Visit www.anewfound.org to find out more.

To initiate a Product Take Back strategy through ANEW, contact Stylex Account Management at 800-257-5742.

For other end of life recovery options, please see our Product Disassembly Instructions and End of Life Recovery Options documents available on our website in the resources section of each product in our line.

FREIGHT PROGRAM

Freight charges will be calculated as a percentage of the net product price and added to the invoice at the time of shipment. The continental United States has been divided into three zones. Please use the map below to determine freight charges for the product's destination. Minimum freight charge is \$250. Please let us know if you will be shipping to a residential address or require inside delivery as this requires an additional fee. Also please note we need to be made aware if a liftgate is required prior to delivery. If any requests are made at the time of delivery, applicable charges will apply.



ZONE 1 - 4%

Connecticut
Delaware
New York
New Jersey
Maryland
Massachusetts
North Carolina
Ohio
Pennsylvania
Rhode Island
Virginia
Washington D.C.
West Virginia

ZONE 2 - 5%

Alabama
Arkansas
Canada, Ontario
Canada, Quebec
Florida
Georgia
Iowa
Illinois
Indiana
Kansas
Kentucky
Louisiana
Nebraska
New Hampshire
Oklahoma
Maine
Michigan
Minnesota
Missouri
Mississippi
South Carolina
Tennessee
Texas
Vermont
Wisconsin

ZONE 3 - 6%

Arizona
California
Colorado
Idaho
Montana
Nevada
New Mexico
North Dakota
Oregon
South Dakota
Utah
Washington
Wyoming

Quote Per Project

Alaska
Hawaii
Canada
(outside Ontario & Quebec)
Mexico

General Information

STYLEX PRICE LIST

TEXTILE PARTNERS & APPROVALS

Textile Partners

To customize your furniture performance needs and design vision, Stylex offers a wide selection of in-graded leathers and textiles from Grades A through Y. We've partnered with leading manufacturers on the options, focusing on color, price, durability, and construction. To view our partners and explore our digital carded program with broadly approved textiles, visit [this page](#). We stand by these textiles: They're tried and tested, and will effortlessly fit into any design aesthetic.

Textile Approvals

All textiles must be approved for the product you are specifying. For the related approved textile lists, visit [this page](#).

CAL 117 AND 133 COMPLIANCE

CAL 117-2013

CAL 117-2013 compliance is a requirement for all textiles applied on our seating products. All Stylex seating products meet this standard.

CAL 133

Most Stylex seating can be ordered to meet the requirements of CAL 133. When ordering, simply specify "CAL 133 compliance required". The upcharge for this option is \$54 list per yard. Please refer to the COM yardage of each model to determine the number of yards required. We do frequently require full-scale burn tests in order to certify CAL 133 before an order will be accepted. Such burn tests may increase normal lead times and do carry additional charges. Please contact your Stylex account manager for details.

CUSTOMER'S OWN MATERIAL/LEATHER

Customer's own material (COM) and customer's own leather (COL) will generally be upholstered at the price designated in each product's price list. Please be advised, however, that we specifically reserve the right to charge a higher price when we determine that special circumstances, such as unusual repeats or challenging materials, present themselves. All orders for custom coverings must be approved by Stylex before they will be accepted for production. To submit proposed textile for approval, please use the COM form [here](#).

Special Note:

We assume no responsibility for the durability or tailoring quality of any COM or COL. Directional covers in particular may not meet your satisfaction due to the design of certain products. Please be advised that COM and COL orders are not subject to return. If you have doubts about the ultimate appearance of certain coverings, please order a sample done with that specific COM or COL. In addition, while we inspect fabrics for mill imperfections, some are difficult to recognize. We cannot be responsible for defects, color inaccuracies, dye lot variations, or other flaws.

Under no circumstances will we be responsible for COM shortages, flaws, or other such problems. Finally, it is not our responsibility to police the receipt of COM's in order to meet delivery deadlines, and we assume our customers are aware of any undue delay in the shipment of their COM fabrics.

COM fabric and COL leather should be sent prepaid to: Stylex

**Attn: COM/COL - [Your Stylex PO #]
740 Coopertown Road
Delanco, NJ 08075**

All COM/COL sent to Stylex must be accompanied with a packing list which indicates the dealers' name, Stylex corresponding PO number, sales order number, COM/COL supplier name, textile pattern, colorway and shipped quantity. Stylex requires COM to be sent in as continuous yardage in the same dielot.

Yardage requirements shown in the price list are based on non-directional goods of 54" width. Fabrics less than 54" wide or those requiring matching (stripes, prints, or large patterned designs) call for additional yardage. We will be happy to supply yardage requirements for large quantities where economies may be realized.

Add the following yardage for stripes, plaids, or patterns with repeats:

Fabric Width	Plain Fabric	2-14" Repeat	15-24" Repeat	25-27" Repeat	28-36" Repeat
54"	0%	10%	15%	20%	25%
50"	10%	20%	25%	30%	35%
48"	15%	25%	30%	35%	40%
45"	40%	50%	55%	60%	65%
36"	50%	60%	65%	70%	75%

COM/COL FORM

To avoid delay in processing COM orders we request that you submit a sample of your COM textile stapled to this form which can be downloaded [here](#). If a textile has a stripe or design, the size of the repeat should be indicated. Please indicate the textile supplier's name, textile number, and color. Also indicate the Stylex product on which the textile will be used. If a certain direction of application is required, please ensure that information is communicated directly to your Stylex account manager.

The fabric supplier must indicate on his shipping labels the dealer name and purchase order number as well as the Stylex model number.

Please Note:

No order may be entered into production or have a shipping date assigned until all related COM is received at the factory.



CENTER OF STRIPE OR DESIGN

TOP OF CHAIR	TOP OF CHAIR
--------------	--------------

1. Size of Repeat

2. Textile Supplier

3. Textile Number

4. Color

5. Stylex Product

Obair Tables

Contents


<hr/>		<hr/>	
COLORS, MATERIALS, AND FINISHES	5	OCCASIONAL TABLE	9
<hr/>		<hr/>	
STATEMENT OF LINE	6	MULTI-PURPOSE TABLE	14
<hr/>		<hr/>	
POWER OPTIONS	7	COUNTER/BAR TABLE	21
<hr/>		<hr/>	
HOW TO ORDER	8		

CLICK THE TITLES ABOVE TO NAVIGATE THROUGH THE DOCUMENT
PRODUCT HEADERS ON SUBSEQUENT PAGES LINK BACK TO THIS PAGE

Obair Tables

COLORS, MATERIALS, AND FINISHES

POWDER COATED METAL FINISHES




GRADE 1 LAMINATE FINISHES



GRADE 1 WOOD VENEER FINISHES


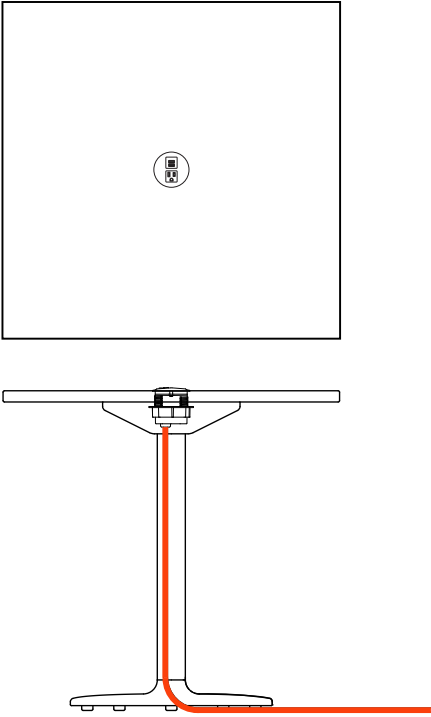
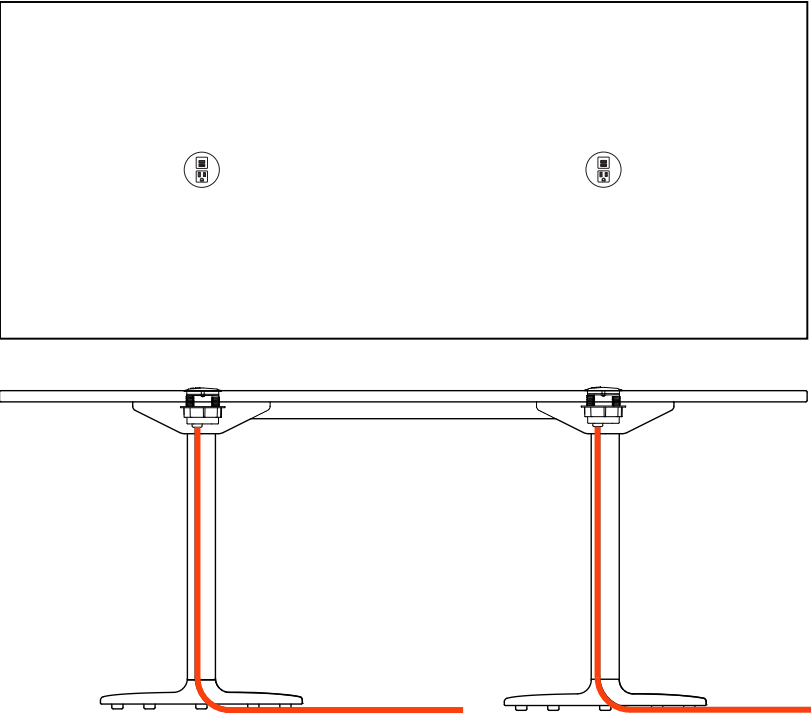
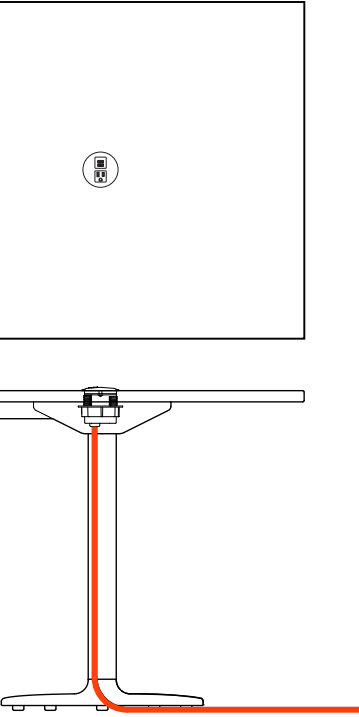


GRADE 2 LAMINATE FINISHES



Obair Tables

SPECIFICATION GUIDE: POWER OPTIONS

		CABLE LENGTH	MODEL	LIST PRICE	POSITIONS	GENERAL INFORMATION
Surface Mount Byrne Node Power Port One grounded AC outlet / 1 USB-C / 1 USB-A Powder coated cover plate Prop 65 Compliant Colors: Black, White 		10 ft. Cord	S1	+534	<div style="display: flex; justify-content: space-around; align-items: center;"> <div style="text-align: center;"> <p>Position 1</p>  </div> <div style="text-align: center;"> <p>Position 1</p>  </div> <div style="text-align: center;"> <p>Position 2</p>  </div> </div>	<p>Surface mount power is installed directly above the column. Cords are threaded through the column during set up and pass through a gap between the base and the glides. When ordering power for both column positions, plug type must be the same. The power model number is added to the end of the table top model number.</p>
		10 ft. Hardwire Whip	SHW1	+694		
		20 ft. Cord	S2	+569		

To Order Select Below

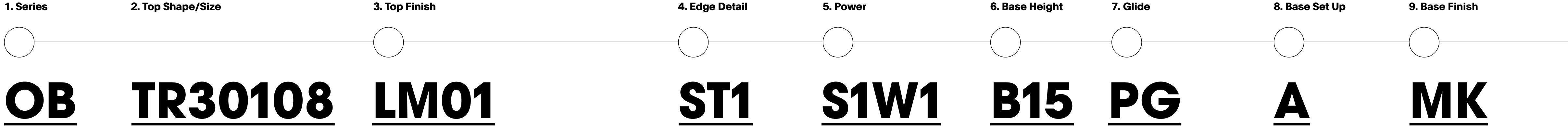
<p>1. Mount</p> <div style="display: flex; align-items: center; margin-bottom: 5px;"> <div style="border: 1px solid black; border-radius: 50%; width: 20px; height: 20px; margin-right: 5px;"></div> <div style="margin-left: 5px;">Mount</div> </div> <hr style="border: 0.5px solid black;"/> <p>S SURFACE</p>	<p>2. Power Port Type</p> <div style="display: flex; align-items: center; margin-bottom: 5px;"> <div style="border: 1px solid black; border-radius: 50%; width: 20px; height: 20px; margin-right: 5px;"></div> <div style="margin-left: 5px;">Power Port</div> </div> <hr style="border: 0.5px solid black;"/> <table border="1" style="width: 100%; border-collapse: collapse; font-size: 8px;"> <tr> <td style="width: 5%;">1</td> <td style="width: 30%;">BYRNE NODE SURFACE MOUNT WITH PLUG</td> <td style="width: 25%;">10FT CORD</td> <td style="width: 40%; text-align: right;">+534</td> </tr> <tr> <td>HW1</td> <td>BYRNE NODE SURFACE MOUNT WITH HARD WIRE</td> <td>10FT HARDWIRE WHIP</td> <td style="text-align: right;">+694</td> </tr> <tr> <td>2</td> <td>BYRNE NODE SURFACE MOUNT WITH PLUG</td> <td>20FT CORD</td> <td style="text-align: right;">+569</td> </tr> </table>	1	BYRNE NODE SURFACE MOUNT WITH PLUG	10FT CORD	+534	HW1	BYRNE NODE SURFACE MOUNT WITH HARD WIRE	10FT HARDWIRE WHIP	+694	2	BYRNE NODE SURFACE MOUNT WITH PLUG	20FT CORD	+569	<p>3. Color</p> <div style="display: flex; align-items: center; margin-bottom: 5px;"> <div style="border: 1px solid black; border-radius: 50%; width: 20px; height: 20px; margin-right: 5px;"></div> <div style="margin-left: 5px;">Color</div> </div> <hr style="border: 0.5px solid black;"/> <table border="1" style="width: 100%; border-collapse: collapse; font-size: 8px;"> <tr> <td style="width: 5%;">B</td> <td style="width: 95%;">BLACK</td> </tr> <tr> <td>W</td> <td>WHITE</td> </tr> </table>	B	BLACK	W	WHITE	<p>4. Power Position</p> <div style="display: flex; align-items: center; margin-bottom: 5px;"> <div style="border: 1px solid black; border-radius: 50%; width: 20px; height: 20px; margin-right: 5px;"></div> <div style="margin-left: 5px;">Power Position</div> </div> <hr style="border: 0.5px solid black;"/> <table border="1" style="width: 100%; border-collapse: collapse; font-size: 8px;"> <tr> <td style="width: 5%;">1</td> <td style="width: 95%;">POWER POSITION 1</td> </tr> <tr> <td>2</td> <td>POWER POSITION 2</td> </tr> </table>	1	POWER POSITION 1	2	POWER POSITION 2
1	BYRNE NODE SURFACE MOUNT WITH PLUG	10FT CORD	+534																				
HW1	BYRNE NODE SURFACE MOUNT WITH HARD WIRE	10FT HARDWIRE WHIP	+694																				
2	BYRNE NODE SURFACE MOUNT WITH PLUG	20FT CORD	+569																				
B	BLACK																						
W	WHITE																						
1	POWER POSITION 1																						
2	POWER POSITION 2																						

Obair Tables

SPECIFICATION GUIDE: HOW TO ORDER

MODEL CODE BREAKDOWN

Sample Model Code: **OBTR30108LM01ST1S1W1B15PGAMK**

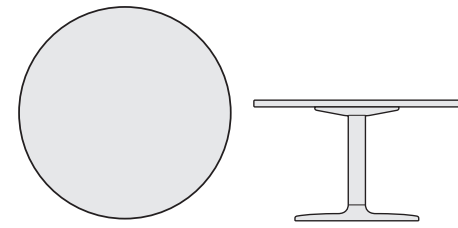


1. Series	2. Top Shape/Size	3. Top Finish	4. Edge Detail	5. Power	6. Base Height	7. Glide	8. Base Set Up	9. Base Finish		
OB	TR30108	LM01	ST1	S1W1	B15	PG	A	MK		
				(1 from each subcategory)						
Series OB OBAIR TABLES	Top Shape RD ROUND TR TRUE RECTANGLE SR SOFT RECTANGLE	Top Size 21000 21" 24000 24" 27000 27" 30000 30" 36000 36" 42000 42" 48000 48" 54000 54" 60000 60" 21021 21" x 21" 24024 24" x 24" 27027 27" x 27" 30030 30" x 30" 30045 30" x 45" 36036 36" x 36" 36045 36" x 45" 42042 42" x 42" 48048 48" x 48" 30056 30" x 56" 30060 30" x 60" 30072 30" x 72" 30084 30" x 84" 30096 30" x 96" 30108 30" x 108" 36056 36" x 56" 36060 36" x 60" 36072 36" x 72" 36084 36" x 84" 36096 36" x 96" 36108 36" x 108" 42056 42" x 56" 42060 42" x 60" 42072 42" x 72" 42084 42" x 84" 42096 42" x 96" 42108 42" x 108" 48084 48" x 84" 48096 48" x 96" 48108 48" x 108"	Top Finish Laminate Grade 1 LM01 DESIGNER WHITE LM02 ALABASTER LM03 WALLABY LM04 SHADOW LM05 DOVE GREY LM06 FASHION GREY LM07 SLATE GREY LM08 NORTH SEA LM09 BLACK LM10 FUSION MAPLE LM11 MONTICELLO MAPLE LM12 RIVER CHERRY LM13 AMBER CHERRY LM14 WALNUT HEIGHTS LM15 MONTANA WALNUT LM16 XANADU LM17 ASIAN NIGHT Laminate Grade 2 LM41 BIANCO KOS LM42 GRIGIO EFESO LM43 GRIGIO LONDRA LM44 GRIGIO BROMO LM45 NERO INGO	Veneer Grade 1 WV01 LIGHT GREY WV02 WARM GREY WV03 OPAQUE BLACK WV04 MEDIUM CHERRY WV05 TONED ASH WV06 NATURAL MAPLE WV41 TONED RECON WALNUT WV42 DARK TONED OAK WV43 TONED WENGE WV44 TONED OAK WV45 TONED RECON OAK WV46 NATURAL FLAT CUT WALNUT WV47 NATURAL RIFT CUT WALNUT WV48 NATURAL WHITE OAK WV49 NATURAL RECON WHITE OAK Custom Top Finish LM99 CUSTOM LAMINATE WV99 CUSTOM WOOD VENEER	Top Edge Detail ST1 STRAIGHT EDGE 1 RB2 REVERSE BEVEL 2	Power Port Type S1 BYRNE NODE SURFACE MOUNT WITH PLUG AND 10FT CORD SHW1 BYRNE NODE SURFACE MOUNT WITH HARD WIRE AND 10FT WHIP S2 BYRNE NODE SURFACE MOUNT WITH PLUG AND 20FT CORD Port Color B BLACK W WHITE Port Position 1 POSITION 1 2 POSITION 2	Base Height B12 12" B15 15" B18 18" B26 26" B29 28.5" B36 36" B42 42" Base size is automatically assigned during order entry.	Glide PG PLASTIC, CARPET SG SOFT PLASTIC, FLOOR All glides are adjustable. Soft plastic glides are not designed for sliding tables.	Base Set Up F FLAT PACKED A ASSEMBLED	Standard Powder Coated Metal BL BLUE BM BLACK MATTE CP CHAMPAGNE DB DARK BRONZE DG DARK GRAY DP DUSTY PINK DS DARK SAGE LG LIGHT GRAY LL LILAC GRAY LP LIGHT PISTACHIO LR LIPSTICK RED MB MIDNIGHT BLUE MG MEADOW GREEN MK MILK MS METALLIC SILVER NK NICKEL OC OCHRE PY PALE YELLOW RO RED ORANGE RR RUSTY RED SB SOFT BLUE SD SAND TC TERRACOTTA TP TAUPE

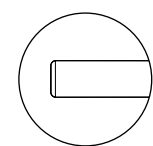
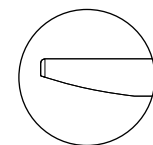
Obair Tables

OCCASIONAL TABLE: ROUND

TITLE	SERIES	SHAPE	TOP DIAMETER	Top Edge/Finish			REVERSE BEVEL		
				LM1	LM2	WV1	LM1	LM2	WV1
Occasional Table Round Top Single Base Height options: 12", 15", 18" Optional power through column Height adjustable glides Base ships flat packed or assembled	OB	RD	21	1,242	1,479	1,726	1,745	1,762	2,025
			24	1,274	1,515	1,817	1,843	1,815	2,089
			27	1,348	1,975	1,917	1,949	2,291	2,215
			30	1,403	2,055	2,143	2,110	2,387	2,468
			36	1,836	2,573	2,753	2,584	2,947	3,143
			42	1,987	2,877	3,187	2,875	3,305	3,640
			48	2,298	3,458	4,004	3,540	3,944	4,546
			54	2,615	0	4,574	3,901	0	5,260
			60	2,647	0	5,143	4,296	0	5,650



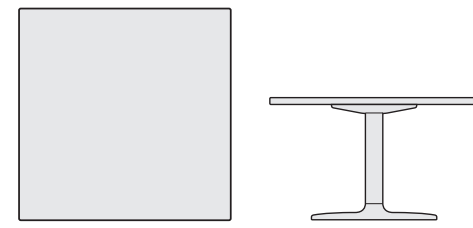
To Order Select Below

1. Series/Style	2. Top Size	3. Top Finish	4. Top Edge Detail	5. Power	6. Base Height	7. Glide	8. Base Set Up	9. Base Finish		
<p>Obair Table Round Top</p> <p>OBRD</p>	<p>Top Size</p> <p>21000 21 DIA. 24000 24 DIA. 27000 27 DIA. 30000 30 DIA. 36000 36 DIA. 42000 42 DIA. 48000 48 DIA. 54000 54 DIA. 60000 60 DIA.</p>	<p>Laminate - Grade 1</p> <p>LM01 DESIGNER WHITE LM02 ALABASTER LM03 WALLABY LM05 DOVE GREY LM06 FASHION GREY LM04 SHADOW LM08 NORTH SEA LM07 SLATE GREY LM09 BLACK LM10 FUSION MAPLE LM11 MONTICELLO MAPLE LM12 RIVER CHERRY LM13 AMBER CHERRY LM14 WALNUT HEIGHTS LM15 MONTANA WALNUT LM16 XANADU LM17 ASIAN NIGHT LM18 CASTLE OAK</p>	<p>Laminate - Grade 2</p> <p>LM41 BIANCO KOS LM42 GRIGIO EFESO LM43 GRIGIO LONDRA LM44 GRIGIO BROMO LM45 NERO INGO</p> <p>Custom Finish</p> <p>LM99 CUSTOM LAMINATE WV99 CUSTOM WOOD</p> <p>See page 6 for custom laminate and custom wood details.</p>	<p>Wood Veneer - Grade 1</p> <p>WV05 TONED ASH WV06 NATURAL MAPLE WV49 NATURAL RECON WHITE OAK WV45 TONED RECON OAK WV44 TONED OAK WV48 NATURAL WHITE WV01 LIGHT GREY WV46 NATURAL FLAT CUT WALNUT WV47 NATURAL RIFT CUT WALNUT WV41 TONED RECON WALNUT WV04 MEDIUM CHERRY WV43 TONED WENGE WV02 WARM GREY WV42 DARK TONED OAK WV03 OPAQUE BLACK</p>	<p>Top Edge Detail</p> <p>ST1 STRAIGHT EDGE 1 RB2 REVERSE BEVEL 2</p> <p> ST1</p> <p> RB2</p> <p>Grade 1 laminate edge has a 2mm PVC edge. Grade 2 laminate has a 1mm ABS edge. Wood edge has a 3mm wood veneer edge.</p>	<p>Power</p> <p>Please see page 7 for Obair Table power prices and model codes.</p>	<p>Base Height</p> <p>B12 12" B15 15" B18 18"</p> <p>Base size is automatically assigned during order entry.</p>	<p>Glide</p> <p>PLASTIC, PG CARPET SOFT PLASTIC, SG FLOOR</p> <p>All glides are adjustable. Soft plastic glides are not designed for sliding tables.</p>	<p>Base Set Up</p> <p>FLAT F PACKED ASSEMBLED A +71</p>	<p>Standard Powder Coated Metal</p> <p>BL BLUE BM BLACK MATTE CP CHAMPAGNE DB DARK BRONZE DG DARK GRAY DP DUSTY PINK DS DARK SAGE LG LIGHT GRAY LL LILAC GRAY LP LIGHT PISTACHIO LR LIPSTICK RED MB MIDNIGHT BLUE</p> <p>MG MEADOW GREEN MK MILK MS METALLIC SILVER NK NICKEL OC OCHRE PY PALE YELLOW RO RED ORANGE RR RUSTY RED SB SOFT BLUE SD SAND TC TERRACOTTA TP TAUPE</p>

Obair Tables

OCCASIONAL TABLE: TRUE RECTANGLE

TITLE	SERIES	SHAPE	DEPTH	WIDTH	Top Edge/Finish			REVERSE BEVEL		
					LM1	LM2	WV1	LM1	LM2	WV1
Occasional Table True Rectangle Top Single Base Height options: 12", 15", 18" Optional power through column Height adjustable glides Base ships flat packed or assembled	OB	TR	21	21	1,247	1,473	1,746	1,726	1,756	1,847
			24	24	1,309	1,586	1,836	1,834	1,879	2,007
			27	27	1,357	2,018	1,990	1,949	2,334	2,187
			24	30	1,356	1,708	1,946	1,945	2,024	2,187
			30	30	1,417	2,072	2,072	2,076	2,402	2,396
			30	45	2,185	3,156	3,035	2,904	3,538	3,430
			36	36	1,856	2,840	2,690	2,576	3,219	3,079
			36	45	2,234	3,252	3,304	3,094	3,663	3,747
			42	42	2,307	3,309	3,443	3,188	3,730	3,905
			48	48	2,332	3,490	3,987	3,577	3,976	4,555



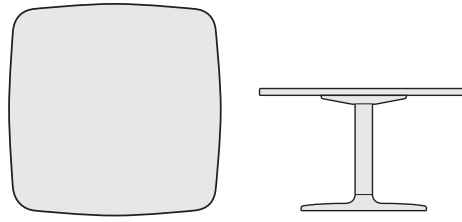
To Order Select Below

1. Series/Style	2. Top Size	3. Top Finish	4. Top Edge Detail	5. Power	6. Base Height	7. Glide	8. Base Set Up	9. Base Finish		
<p>OBTR</p> <p>Obair Table True Rectangle Top</p>	<p>Top Size</p> <p>21021 21W x 21L</p> <p>24024 24W x 24L</p> <p>27027 27W x 27L</p> <p>24030 24W x 30L</p> <p>30030 30W x 30L</p> <p>30045 30W x 45L</p> <p>36036 36W x 36L</p> <p>36045 36W x 45L</p> <p>42042 42W x 42L</p> <p>48048 48W x 48L</p>	<p>Laminate - Grade 1</p> <p>LM01 DESIGNER WHITE</p> <p>LM02 ALABASTER</p> <p>LM03 WALLABY</p> <p>LM05 DOVE GREY</p> <p>LM06 FASHION GREY</p> <p>LM04 SHADOW</p> <p>LM08 NORTH SEA</p> <p>LM07 SLATE GREY</p> <p>LM09 BLACK</p> <p>LM10 FUSION MAPLE</p> <p>LM11 MONTICELLO MAPLE</p> <p>LM12 RIVER CHERRY</p> <p>LM13 AMBER CHERRY</p> <p>LM14 WALNUT HEIGHTS</p> <p>LM15 MONTANA WALNUT</p> <p>LM16 XANADU</p> <p>LM17 ASIAN NIGHT</p> <p>LM18 CASTLE OAK</p>	<p>Laminate - Grade 2</p> <p>LM41 BIANCO KOS</p> <p>LM42 GRIGIO EFESO</p> <p>LM43 GRIGIO LONDRA</p> <p>LM44 GRIGIO BROMO</p> <p>LM45 NERO INGO</p> <p>Custom Finish</p> <p>LM99 CUSTOM LAMINATE</p> <p>WV99 CUSTOM WOOD</p> <p>See page 6 for custom laminate and custom wood details.</p>	<p>Wood Veneer - Grade 1</p> <p>WV05 TONED ASH</p> <p>WV06 NATURAL MAPLE</p> <p>WV49 NATURAL RECON WHITE OAK</p> <p>WV45 TONED RECON OAK</p> <p>WV44 TONED OAK</p> <p>WV48 NATURAL WHITE</p> <p>WV01 LIGHT GREY</p> <p>WV46 NATURAL FLAT CUT WALNUT</p> <p>WV47 NATURAL RIFT CUT WALNUT</p> <p>WV41 TONED RECON WALNUT</p> <p>WV04 MEDIUM CHERRY</p> <p>WV43 TONED WENGE</p> <p>WV02 WARM GREY</p> <p>WV42 DARK TONED OAK</p> <p>WV03 OPAQUE BLACK</p>	<p>Top Edge Detail</p> <p>ST1 STRAIGHT EDGE 1</p> <p>RB2 REVERSE BEVEL 2</p> <p>ST1</p> <p>RB2</p> <p>Grade 1 laminate edge has a 2mm PVC edge. Grade 2 laminate has a 1mm ABS edge. Wood edge has a 3mm wood veneer edge.</p>	<p>Power</p> <p>Please see page 7 for Obair Table power prices and model codes.</p>	<p>Base Height</p> <p>B12 12"</p> <p>B15 15"</p> <p>B18 18"</p> <p>Base size is automatically assigned during order entry.</p>	<p>Glide</p> <p>PLASTIC, PG CARPET</p> <p>SOFT PLASTIC, SG FLOOR</p> <p>All glides are adjustable. Soft plastic glides are not designed for sliding tables.</p>	<p>Base Set Up</p> <p>FLAT F PACKED</p> <p>ASSEMBLED A +71</p>	<p>Standard Powder Coated Metal</p> <p>BL BLUE</p> <p>BM BLACK MATTE</p> <p>CP CHAMPAGNE</p> <p>DB DARK BRONZE</p> <p>DG DARK GRAY</p> <p>DP DUSTY PINK</p> <p>DS DARK SAGE</p> <p>LG LIGHT GRAY</p> <p>LL LILAC GRAY</p> <p>LP LIGHT PISTACHIO</p> <p>LR LIPSTICK RED</p> <p>MB MIDNIGHT BLUE</p> <p>MG MEADOW GREEN</p> <p>MK MILK</p> <p>MS METALLIC SILVER</p> <p>NK NICKEL</p> <p>OC OCHRE</p> <p>PY PALE YELLOW</p> <p>RO RED ORANGE</p> <p>RR RUSTY RED</p> <p>SB SOFT BLUE</p> <p>SD SAND</p> <p>TC TERRACOTTA</p> <p>TP TAUPE</p>

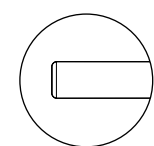
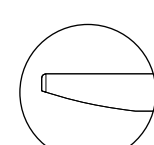
Obair Tables

OCCASIONAL TABLE: SOFT RECTANGLE

TITLE	SERIES	SHAPE	DEPTH	WIDTH	Top Edge/Finish			REVERSE BEVEL		
					LM1	LM2	WV1	LM1	LM2	WV1
Occasional Table Soft Rectangle Top Single Base Height options: 12", 15", 18" Optional power through column Height adjustable glides Base ships flat packed or assembled	OB	SR	21	21	1,255	1,479	1,637	1,745	1,772	1,880
			24	24	1,326	1,575	1,772	1,843	1,891	2,044
			27	27	1,377	1,986	1,917	1,949	2,334	2,215
			24	30	1,374	1,687	2,019	1,945	2,024	2,215
			30	30	1,437	2,029	2,207	2,062	2,393	2,416
			30	45	2,206	3,122	3,082	2,895	3,532	3,481
			36	36	1,878	2,797	2,753	2,584	3,226	3,143
			36	45	2,254	3,205	3,335	3,062	3,637	3,774
			42	42	2,324	3,276	3,443	3,121	3,677	3,905
			48	48	2,352	3,405	3,987	3,494	3,908	4,529



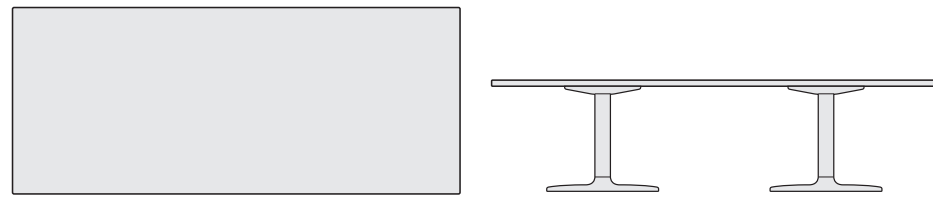
To Order Select Below

1. Series/Style	2. Top Size	3. Top Finish	4. Top Edge Detail	5. Power	6. Base Height	7. Glide	8. Base Set Up	9. Base Finish		
<p>Obair Table Soft Rectangle Top</p> <p>OBSR</p>	<p>Top Size</p> <p>21021 21W x 21L</p> <p>24024 24W x 24L</p> <p>27027 27W x 27L</p> <p>24030 24W x 30L</p> <p>30030 30W x 30L</p> <p>30045 30W x 45L</p> <p>36036 36W x 36L</p> <p>36045 36W x 45L</p> <p>42042 42W x 42L</p> <p>48048 48W x 48L</p>	<p>Laminate - Grade 1</p> <p>LM01 DESIGNER WHITE</p> <p>LM02 ALABASTER</p> <p>LM03 WALLABY</p> <p>LM05 DOVE GREY</p> <p>LM06 FASHION GREY</p> <p>LM04 SHADOW</p> <p>LM08 NORTH SEA</p> <p>LM07 SLATE GREY</p> <p>LM09 BLACK</p> <p>LM10 FUSION MAPLE</p> <p>LM11 MONTICELLO MAPLE</p> <p>LM12 RIVER CHERRY</p> <p>LM13 AMBER CHERRY</p> <p>LM14 WALNUT HEIGHTS</p> <p>LM15 MONTANA WALNUT</p> <p>LM16 XANADU</p> <p>LM17 ASIAN NIGHT</p> <p>LM18 CASTLE OAK</p>	<p>Laminate - Grade 2</p> <p>LM41 BIANCO KOS</p> <p>LM42 GRIGIO EFESO</p> <p>LM43 GRIGIO LONDRA</p> <p>LM44 GRIGIO BROMO</p> <p>LM45 NERO INGO</p> <p>Custom Finish</p> <p>LM99 CUSTOM LAMINATE</p> <p>WV99 CUSTOM WOOD</p> <p>See page 6 for custom laminate and custom wood details.</p>	<p>Wood Veneer - Grade 1</p> <p>WV05 TONED ASH</p> <p>WV06 NATURAL MAPLE</p> <p>WV49 NATURAL RECON WHITE OAK</p> <p>WV45 TONED RECON OAK</p> <p>WV44 TONED OAK</p> <p>WV48 NATURAL WHITE</p> <p>WV01 LIGHT GREY</p> <p>WV46 NATURAL FLAT CUT WALNUT</p> <p>WV47 NATURAL RIFT CUT WALNUT</p> <p>WV41 TONED RECON WALNUT</p> <p>WV04 MEDIUM CHERRY</p> <p>WV43 TONED WENGE</p> <p>WV02 WARM GREY</p> <p>WV42 DARK TONED OAK</p> <p>WV03 OPAQUE BLACK</p>	<p>Top Edge Detail</p> <p>ST1 STRAIGHT EDGE 1</p> <p>RB2 REVERSE BEVEL 2</p> <p> ST1</p> <p> RB2</p> <p>Grade 1 laminate edge has a 2mm PVC edge. Grade 2 laminate has a 1mm ABS edge. Wood edge has a 3mm wood veneer edge.</p>	<p>Power</p> <p>Please see page 7 for Obair Table power prices and model codes.</p>	<p>Base Height</p> <p>B12 12"</p> <p>B15 15"</p> <p>B18 18"</p> <p>Base size is automatically assigned during order entry.</p>	<p>Glide</p> <p>PLASTIC, PG CARPET</p> <p>SOFT PLASTIC, SG FLOOR</p> <p>All glides are adjustable. Soft plastic glides are not designed for sliding tables.</p>	<p>Base Set Up</p> <p>FLAT F PACKED</p> <p>ASSEMBLED A +71</p>	<p>Standard Powder Coated Metal</p> <p>BL BLUE</p> <p>BM BLACK MATTE</p> <p>CP CHAMPAGNE</p> <p>DB DARK BRONZE</p> <p>DG DARK GRAY</p> <p>DP DUSTY PINK</p> <p>DS DARK SAGE</p> <p>LG LIGHT GRAY</p> <p>LL LILAC GRAY</p> <p>LP LIGHT PISTACHIO</p> <p>LR LIPSTICK RED</p> <p>MB MIDNIGHT BLUE</p> <p>MG MEADOW GREEN</p> <p>MK MILK</p> <p>MS METALLIC SILVER</p> <p>NK NICKEL</p> <p>OC OCHRE</p> <p>PY PALE YELLOW</p> <p>RO RED ORANGE</p> <p>RR RUSTY RED</p> <p>SB SOFT BLUE</p> <p>SD SAND</p> <p>TC TERRACOTTA</p> <p>TP TAUPE</p>

Obair Tables

OCCASIONAL TABLE: TRUE RECTANGLE

TITLE	SERIES	SHAPE	DEPTH	WIDTH	Top Edge/Finish			REVERSE BEVEL		
					LM1	LM2	WV1	LM1	LM2	WV1
Occasional Table True Rectangle Top Dual Base Height options: 12", 15", 18" Optional power through column Height adjustable glides Base ships flat packed or assembled	OB	TR	30	56	2,766	4,048	3,924	3,654	4,465	4,368
				60	2,782	4,383	4,081	3,744	4,811	4,543
				72	2,953	4,814	4,552	4,042	5,284	5,076
			36	56	2,917	4,272	4,233	3,871	4,726	4,728
				60	2,935	4,314	4,417	3,976	4,784	4,939
				72	3,123	4,884	4,930	4,284	5,402	5,519
			42	56	3,421	4,818	5,032	4,552	5,303	5,583
				60	3,434	5,008	5,243	4,669	5,521	5,821
				72	3,616	5,463	5,855	5,046	6,030	6,516



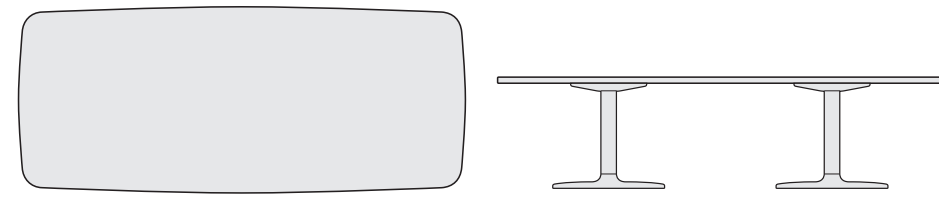
To Order Select Below

1. Series/Style	2. Top Size	3. Top Finish	4. Top Edge Detail	5. Power	6. Base Height	7. Glide	8. Base Set Up	9. Base Finish		
<p>OBTR</p> <p>Obair Table True Rectangle Top</p>	<p>Top Size</p> <p>30056 30W x 56L</p> <p>30060 30W x 60L</p> <p>30072 30W x 72L</p> <p>36056 36W x 56L</p> <p>36060 36W x 60L</p> <p>36072 36W x 72L</p> <p>42056 42W x 56L</p> <p>42060 42W x 60L</p> <p>42072 42W x 72L</p>	<p>Laminate - Grade 1</p> <p>LM01 DESIGNER WHITE</p> <p>LM02 ALABASTER</p> <p>LM03 WALLABY</p> <p>LM05 DOVE GREY</p> <p>LM06 FASHION GREY</p> <p>LM04 SHADOW</p> <p>LM08 NORTH SEA</p> <p>LM07 SLATE GREY</p> <p>LM09 BLACK</p> <p>LM10 FUSION MAPLE</p> <p>LM11 MONTICELLO MAPLE</p> <p>LM12 RIVER CHERRY</p> <p>LM13 AMBER CHERRY</p> <p>LM14 WALNUT HEIGHTS</p> <p>LM15 MONTANA WALNUT</p> <p>LM16 XANADU</p> <p>LM17 ASIAN NIGHT</p> <p>LM18 CASTLE OAK</p>	<p>Laminate - Grade 2</p> <p>LM41 BIANCO KOS</p> <p>LM42 GRIGIO EFESO</p> <p>LM43 GRIGIO LONDRA</p> <p>LM44 GRIGIO BROMO</p> <p>LM45 NERO INGO</p> <p>Custom Finish</p> <p>LM99 CUSTOM LAMINATE</p> <p>WV99 CUSTOM WOOD</p> <p>See page 6 for custom laminate and custom wood details.</p>	<p>Wood Veneer - Grade 1</p> <p>WV05 TONED ASH</p> <p>WV06 NATURAL MAPLE</p> <p>WV49 NATURAL RECON WHITE OAK</p> <p>WV45 TONED RECON OAK</p> <p>WV44 TONED OAK</p> <p>WV48 NATURAL WHITE</p> <p>WV01 LIGHT GREY</p> <p>WV46 NATURAL FLAT CUT WALNUT</p> <p>WV47 NATURAL RIFT CUT WALNUT</p> <p>WV41 TONED RECON WALNUT</p> <p>WV04 MEDIUM CHERRY</p> <p>WV43 TONED WENGE</p> <p>WV02 WARM GREY</p> <p>WV42 DARK TONED OAK</p> <p>WV03 OPAQUE BLACK</p>	<p>Top Edge Detail</p> <p>ST1 STRAIGHT EDGE 1</p> <p>RB2 REVERSE BEVEL 2</p> <p>ST1</p> <p>RB2</p> <p>Grade 1 laminate edge has a 2mm PVC edge. Grade 2 laminate has a 1mm ABS edge. Wood edge has a 3mm wood veneer edge.</p>	<p>Power</p> <p>Please see page 7 for Obair Table power prices and model codes.</p>	<p>Base Height</p> <p>B12 12"</p> <p>B15 15"</p> <p>B18 18"</p> <p>Base size is automatically assigned during order entry.</p>	<p>Glide</p> <p>PLASTIC, PG CARPET</p> <p>SOFT PLASTIC, SG FLOOR</p> <p>All glides are adjustable. Soft plastic glides are not designed for sliding tables.</p>	<p>Base Set Up</p> <p>FLAT F PACKED</p> <p>ASSEMBLED A +138</p>	<p>Standard Powder Coated Metal</p> <p>BL BLUE</p> <p>BM BLACK MATTE</p> <p>CP CHAMPAGNE</p> <p>DB DARK BRONZE</p> <p>DG DARK GRAY</p> <p>DP DUSTY PINK</p> <p>DS DARK SAGE</p> <p>LG LIGHT GRAY</p> <p>LL LILAC GRAY</p> <p>LP LIGHT PISTACHIO</p> <p>LR LIPSTICK RED</p> <p>MB MIDNIGHT BLUE</p> <p>MG MEADOW GREEN</p> <p>MK MILK</p> <p>MS METALLIC SILVER</p> <p>NK NICKEL</p> <p>OC OCHRE</p> <p>PY PALE YELLOW</p> <p>RO RED ORANGE</p> <p>RR RUSTY RED</p> <p>SB SOFT BLUE</p> <p>SD SAND</p> <p>TC TERRACOTTA</p> <p>TP TAUPE</p>

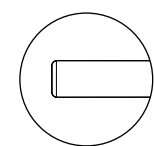
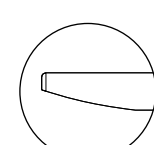
Obair Tables

OCCASIONAL TABLE: SOFT RECTANGLE

TITLE	SERIES	SHAPE	DEPTH	WIDTH	Top Edge/Finish			REVERSE BEVEL		
					LM1	LM2	WV1	LM1	LM2	WV1
Occasional Table Soft Rectangle Top Dual Base Height options: 12", 15", 18" Optional power through column Height adjustable glides Base ships flat packed or assembled	OB	SR	30	56	2,797	3,967	3,977	3,638	4,448	4,420
				60	2,811	4,282	4,125	3,719	4,789	4,595
				72	2,982	4,701	4,615	4,014	5,262	5,130
			36	56	2,947	4,171	4,277	3,832	4,695	4,774
				60	2,964	4,207	4,451	3,926	4,747	4,976
				72	3,153	4,690	4,913	4,164	5,300	5,499
			42	56	3,439	4,732	5,023	4,445	5,218	5,564
				60	3,453	4,911	5,270	4,597	5,461	5,848
				72	3,647	5,303	5,847	4,913	5,918	6,499



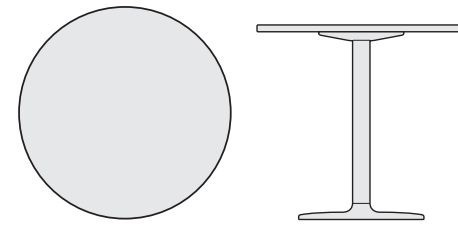
To Order Select Below

1. Series/Style	2. Top Size	3. Top Finish	4. Top Edge Detail	5. Power	6. Base Height	7. Glide	8. Base Set Up	9. Base Finish		
<p>Obair Table Soft Rectangle Top</p> <p>OBSR</p>	<p>Top Size</p> <p>30056 30W x 56L 30060 30W x 60L 30072 30W x 72L 36056 36W x 56L 36060 36W x 60L 36072 36W x 72L 42056 42W x 56L 42060 42W x 60L 42072 42W x 72L</p>	<p>Laminate - Grade 1</p> <p>LM01 DESIGNER WHITE LM02 ALABASTER LM03 WALLABY LM05 DOVE GREY LM06 FASHION GREY LM04 SHADOW LM08 NORTH SEA LM07 SLATE GREY LM09 BLACK LM10 FUSION MAPLE LM11 MONTICELLO MAPLE LM12 RIVER CHERRY LM13 AMBER CHERRY LM14 WALNUT HEIGHTS LM15 MONTANA WALNUT LM16 XANADU LM17 ASIAN NIGHT LM18 CASTLE OAK</p>	<p>Laminate - Grade 2</p> <p>LM41 BIANCO KOS LM42 GRIGIO EFESO LM43 GRIGIO LONDRA LM44 GRIGIO BROMO LM45 NERO INGO</p> <p>Custom Finish</p> <p>LM99 CUSTOM LAMINATE WV99 CUSTOM WOOD</p> <p>See page 6 for custom laminate and custom wood details.</p>	<p>Wood Veneer - Grade 1</p> <p>WV05 TONED ASH WV06 NATURAL MAPLE WV49 NATURAL RECON WHITE OAK WV45 TONED RECON OAK WV44 TONED OAK WV48 NATURAL WHITE WV01 LIGHT GREY WV46 NATURAL FLAT CUT WALNUT WV47 NATURAL RIFT CUT WALNUT WV41 TONED RECON WALNUT WV04 MEDIUM CHERRY WV43 TONED WENGE WV02 WARM GREY WV42 DARK TONED OAK WV03 OPAQUE BLACK</p>	<p>Top Edge Detail</p> <p>ST1 STRAIGHT EDGE 1 RB2 REVERSE BEVEL 2</p> <p> ST1</p> <p> RB2</p> <p>Grade 1 laminate edge has a 2mm PVC edge. Grade 2 laminate has a 1mm ABS edge. Wood edge has a 3mm wood veneer edge.</p>	<p>Power</p> <p>Please see page 7 for Obair Table power prices and model codes.</p>	<p>Base Height</p> <p>B12 12" B15 15" B18 18"</p> <p>Base size is automatically assigned during order entry.</p>	<p>Glide</p> <p>PLASTIC, PG CARPET SOFT PLASTIC, SG FLOOR</p> <p>All glides are adjustable. Soft plastic glides are not designed for sliding tables.</p>	<p>Base Set Up</p> <p>FLAT F PACKED ASSEMBLED A +138</p>	<p>Standard Powder Coated Metal</p> <p>BL BLUE BM BLACK MATTE CP CHAMPAGNE DB DARK BRONZE DG DARK GRAY DP DUSTY PINK DS DARK SAGE LG LIGHT GRAY LL LILAC GRAY LP LIGHT PISTACHIO LR LIPSTICK RED MB MIDNIGHT BLUE</p> <p>MG MEADOW GREEN MK MILK MS METALLIC SILVER NK NICKEL OC OCHRE PY PALE YELLOW RO RED ORANGE RR RUSTY RED SB SOFT BLUE SD SAND TC TERRACOTTA TP TAUPE</p>

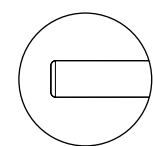
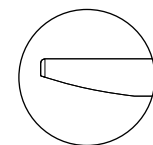
Obair Tables

MULTI-PURPOSE TABLE: ROUND

TITLE	SERIES	SHAPE	TOP DIAMETER	Top Edge/Finish			REVERSE BEVEL		
				LM1	LM2	WV1	LM1	LM2	WV1
Multi-Purpose Table Round Top Single Base Height options: 26", 28.5" Optional power through column Height adjustable glides Base ships flat packed or assembled	OB	RD	21	1,281	1,518	1,765	1,784	1,801	2,064
			24	1,313	1,554	1,856	1,882	1,854	2,128
			27	1,387	2,014	1,956	1,988	2,330	2,254
			30	1,442	2,094	2,182	2,149	2,426	2,507
			36	1,862	2,599	2,779	2,610	2,973	3,169
			42	2,013	2,903	3,213	2,901	3,331	3,666
			48	2,306	3,466	4,012	3,548	3,952	4,554
			54	2,623	0	4,582	3,909	0	5,268
			60	2,655	0	5,151	4,304	0	5,658



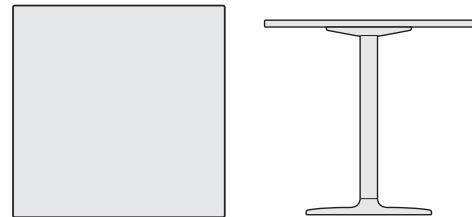
To Order Select Below

1. Series/Style	2. Top Size	3. Top Finish	4. Top Edge Detail	5. Power	6. Base Height	7. Glide	8. Base Set Up	9. Base Finish		
<p>Obair Table Round Top</p> <p>OBRD</p>	<p>Top Size</p> <p>21000 21 DIA. 24000 24 DIA. 27000 27 DIA. 30000 30 DIA. 36000 36 DIA. 42000 42 DIA. 48000 48 DIA. 54000 54 DIA. 60000 60 DIA.</p>	<p>Laminate - Grade 1</p> <p>LM01 DESIGNER WHITE LM02 ALABASTER LM03 WALLABY LM05 DOVE GREY LM06 FASHION GREY LM04 SHADOW LM08 NORTH SEA LM07 SLATE GREY LM09 BLACK LM10 FUSION MAPLE LM11 MONTICELLO MAPLE LM12 RIVER CHERRY LM13 AMBER CHERRY LM14 WALNUT HEIGHTS LM15 MONTANA WALNUT LM16 XANADU LM17 ASIAN NIGHT LM18 CASTLE OAK</p>	<p>Laminate - Grade 2</p> <p>LM41 BIANCO KOS LM42 GRIGIO EFESO LM43 GRIGIO LONDRA LM44 GRIGIO BROMO LM45 NERO INGO</p> <p>Custom Finish</p> <p>LM99 CUSTOM LAMINATE WV99 CUSTOM WOOD</p> <p>See page 6 for custom laminate and custom wood details.</p>	<p>Wood Veneer - Grade 1</p> <p>WV05 TONED ASH WV06 NATURAL MAPLE WV49 NATURAL RECON WHITE OAK WV45 TONED RECON OAK WV44 TONED OAK WV48 NATURAL WHITE WV01 LIGHT GREY WV46 NATURAL FLAT CUT WALNUT WV47 NATURAL RIFT CUT WALNUT WV41 TONED RECON WALNUT WV04 MEDIUM CHERRY WV43 TONED WENGE WV02 WARM GREY WV42 DARK TONED OAK WV03 OPAQUE BLACK</p>	<p>Top Edge Detail</p> <p>ST1 STRAIGHT EDGE 1 RB2 REVERSE BEVEL 2</p> <p> ST1</p> <p> RB2</p> <p>Grade 1 laminate edge has a 2mm PVC edge. Grade 2 laminate has a 1mm ABS edge. Wood edge has a 3mm wood veneer edge.</p>	<p>Power</p> <p>Please see page 7 for Obair Table power prices and model codes.</p>	<p>Base Height</p> <p>B26 26" B29 28.5"</p> <p>Base size is automatically assigned during order entry.</p>	<p>Glide</p> <p>PLASTIC, PG CARPET SOFT PLASTIC, SG FLOOR</p> <p>All glides are adjustable. Soft plastic glides are not designed for sliding tables.</p>	<p>Base Set Up</p> <p>FLAT F PACKED ASSEMBLED A +138</p>	<p>Standard Powder Coated Metal</p> <p>BL BLUE BM BLACK MATTE CP CHAMPAGNE DB DARK BRONZE DG DARK GRAY DP DUSTY PINK DS DARK SAGE LG LIGHT GRAY LL LILAC GRAY LP LIGHT PISTACHIO LR LIPSTICK RED MB MIDNIGHT BLUE</p> <p>MG MEADOW GREEN MK MILK MS METALLIC SILVER NK NICKEL OC OCHRE PY PALE YELLOW RO RED ORANGE RR RUSTY RED SB SOFT BLUE SD SAND TC TERRACOTTA TP TAUPE</p>

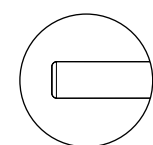
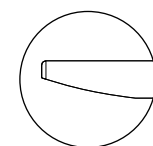
Obair Tables

MULTI-PURPOSE TABLE: TRUE RECTANGLE

TITLE	SERIES	SHAPE	DEPTH	WIDTH	Top Edge/Finish			REVERSE BEVEL		
					LM1	LM2	WV1	LM1	LM2	WV1
Multi-Purpose Table True Rectangle Top Single Base Height options: 26", 28.5" Optional power through column Height adjustable glides Base ships flat packed or assembled	OB	TR	21	21	1,286	1,512	1,785	1,765	1,795	1,886
			24	24	1,348	1,625	1,875	1,873	1,918	2,046
			27	27	1,396	2,057	2,029	1,988	2,373	2,226
			24	30	1,395	1,747	1,985	1,984	2,063	2,226
			30	30	1,456	2,111	2,111	2,115	2,441	2,435
			30	45	2,193	3,164	3,043	2,912	3,546	3,438
			36	36	1,882	2,866	2,716	2,602	3,245	3,105
			36	45	2,242	3,260	3,312	3,102	3,671	3,755
			42	42	2,315	3,317	3,451	3,196	3,738	3,913
			48	48	2,340	3,498	3,995	3,585	3,984	4,563



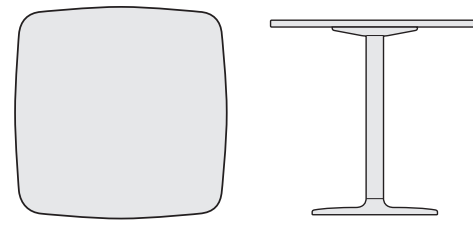
To Order Select Below

1. Series/Style	2. Top Size	3. Top Finish	4. Top Edge Detail	5. Power	6. Base Height	7. Glide	8. Base Set Up	9. Base Finish		
<p>OBTR</p> <p>Obair Table True Rectangle Top</p>	<p>Top Size</p> <p>21021 21W x 21L</p> <p>24024 24W x 24L</p> <p>27027 27W x 27L</p> <p>24030 24W x 30L</p> <p>30030 30W x 30L</p> <p>30045 30W x 45L</p> <p>36036 36W x 36L</p> <p>36045 36W x 45L</p> <p>42042 42W x 42L</p> <p>48048 48W x 48L</p>	<p>Laminate - Grade 1</p> <p>LM01 DESIGNER WHITE</p> <p>LM02 ALABASTER</p> <p>LM03 WALLABY</p> <p>LM05 DOVE GREY</p> <p>LM06 FASHION GREY</p> <p>LM04 SHADOW</p> <p>LM08 NORTH SEA</p> <p>LM07 SLATE GREY</p> <p>LM09 BLACK</p> <p>LM10 FUSION MAPLE</p> <p>LM11 MONTICELLO MAPLE</p> <p>LM12 RIVER CHERRY</p> <p>LM13 AMBER CHERRY</p> <p>LM14 WALNUT HEIGHTS</p> <p>LM15 MONTANA WALNUT</p> <p>LM16 XANADU</p> <p>LM17 ASIAN NIGHT</p> <p>LM18 CASTLE OAK</p>	<p>Laminate - Grade 2</p> <p>LM41 BIANCO KOS</p> <p>LM42 GRIGIO EFESO</p> <p>LM43 GRIGIO LONDRA</p> <p>LM44 GRIGIO BROMO</p> <p>LM45 NERO INGO</p> <p>Custom Finish</p> <p>LM99 CUSTOM LAMINATE</p> <p>WV99 CUSTOM WOOD</p> <p>See page 6 for custom laminate and custom wood details.</p>	<p>Wood Veneer - Grade 1</p> <p>WV05 TONED ASH</p> <p>WV06 NATURAL MAPLE</p> <p>WV49 NATURAL RECON WHITE OAK</p> <p>WV45 TONED RECON OAK</p> <p>WV44 TONED OAK</p> <p>WV48 NATURAL WHITE</p> <p>WV01 LIGHT GREY</p> <p>WV46 NATURAL FLAT CUT WALNUT</p> <p>WV47 NATURAL RIFT CUT WALNUT</p> <p>WV41 TONED RECON WALNUT</p> <p>WV04 MEDIUM CHERRY</p> <p>WV43 TONED WENGE</p> <p>WV02 WARM GREY</p> <p>WV42 DARK TONED OAK</p> <p>WV03 OPAQUE BLACK</p>	<p>Top Edge Detail</p> <p>ST1 STRAIGHT EDGE 1</p> <p>RB2 REVERSE BEVEL 2</p> <p> ST1</p> <p> RB2</p> <p>Grade 1 laminate edge has a 2mm PVC edge. Grade 2 laminate has a 1mm ABS edge. Wood edge has a 3mm wood veneer edge.</p>	<p>Power</p> <p>Please see page 7 for Obair Table power prices and model codes.</p>	<p>Base Height</p> <p>B26 26"</p> <p>B29 28.5"</p> <p>Base size is automatically assigned during order entry.</p>	<p>Glide</p> <p>PLASTIC, PG CARPET</p> <p>SOFT PLASTIC, SG FLOOR</p> <p>All glides are adjustable. Soft plastic glides are not designed for sliding tables.</p>	<p>Base Set Up</p> <p>FLAT F PACKED</p> <p>ASSEMBLED A +138</p>	<p>Standard Powder Coated Metal</p> <p>BL BLUE</p> <p>BM BLACK MATTE</p> <p>CP CHAMPAGNE</p> <p>DB DARK BRONZE</p> <p>DG DARK GRAY</p> <p>DP DUSTY PINK</p> <p>DS DARK SAGE</p> <p>LG LIGHT GRAY</p> <p>LL LILAC GRAY</p> <p>LP LIGHT PISTACHIO</p> <p>LR LIPSTICK RED</p> <p>MB MIDNIGHT BLUE</p> <p>MG MEADOW GREEN</p> <p>MK MILK</p> <p>MS METALLIC SILVER</p> <p>NK NICKEL</p> <p>OC OCHRE</p> <p>PY PALE YELLOW</p> <p>RO RED ORANGE</p> <p>RR RUSTY RED</p> <p>SB SOFT BLUE</p> <p>SD SAND</p> <p>TC TERRACOTTA</p> <p>TP TAUPE</p>

Obair Tables

MULTI-PURPOSE TABLE: SOFT RECTANGLE

TITLE	SERIES	SHAPE	DEPTH	WIDTH	Top Edge/Finish			REVERSE BEVEL		
					LM1	LM2	WV1	LM1	LM2	WV1
Multi-Purpose Table Soft Rectangle Top Single Base Height options: 26", 28.5" Optional power through column Height adjustable glides Base ships flat packed or assembled	OB	SR	21	21	1,294	1,518	1,676	1,784	1,811	1,919
			24	24	1,365	1,614	1,811	1,882	1,930	2,083
			27	27	1,416	2,025	1,956	1,988	2,373	2,254
			24	30	1,413	1,726	2,058	1,984	2,063	2,254
			30	30	1,476	2,068	2,246	2,101	2,432	2,455
			30	45	2,214	3,130	3,090	2,903	3,540	3,489
			36	36	1,904	2,823	2,779	2,610	3,252	3,169
			36	45	2,262	3,213	3,343	3,070	3,645	3,782
			42	42	2,332	3,284	3,451	3,129	3,685	3,913
			48	48	2,360	3,413	3,995	3,502	3,916	4,537



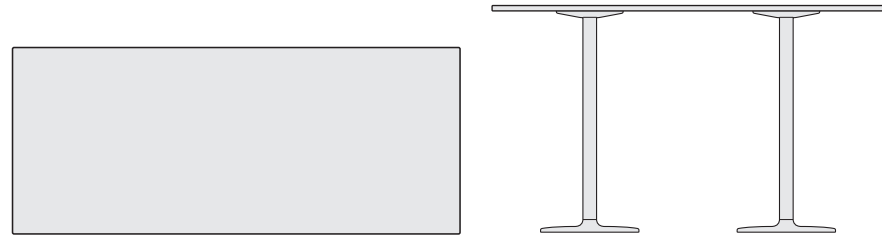
To Order Select Below

1. Series/Style	2. Top Size	3. Top Finish	4. Top Edge Detail	5. Power	6. Base Height	7. Glide	8. Base Set Up	9. Base Finish		
<p>Obair Table Soft Rectangle Top</p> <p>OBSR</p>	<p>Top Size</p> <p>21021 21W x 21L</p> <p>24024 24W x 24L</p> <p>27027 27W x 27L</p> <p>24030 24W x 30L</p> <p>30030 30W x 30L</p> <p>30045 30W x 45L</p> <p>36036 36W x 36L</p> <p>36045 36W x 45L</p> <p>42042 42W x 42L</p> <p>48048 48W x 48L</p>	<p>Laminate - Grade 1</p> <p>LM01 DESIGNER WHITE</p> <p>LM02 ALABASTER</p> <p>LM03 WALLABY</p> <p>LM05 DOVE GREY</p> <p>LM06 FASHION GREY</p> <p>LM04 SHADOW</p> <p>LM08 NORTH SEA</p> <p>LM07 SLATE GREY</p> <p>LM09 BLACK</p> <p>LM10 FUSION MAPLE</p> <p>LM11 MONTICELLO MAPLE</p> <p>LM12 RIVER CHERRY</p> <p>LM13 AMBER CHERRY</p> <p>LM14 WALNUT HEIGHTS</p> <p>LM15 MONTANA WALNUT</p> <p>LM16 XANADU</p> <p>LM17 ASIAN NIGHT</p> <p>LM18 CASTLE OAK</p>	<p>Laminate - Grade 2</p> <p>LM41 BIANCO KOS</p> <p>LM42 GRIGIO EFESO</p> <p>LM43 GRIGIO LONDRA</p> <p>LM44 GRIGIO BROMO</p> <p>LM45 NERO INGO</p> <p>Custom Finish</p> <p>LM99 CUSTOM LAMINATE</p> <p>WV99 CUSTOM WOOD</p> <p>See page 6 for custom laminate and custom wood details.</p>	<p>Wood Veneer - Grade 1</p> <p>WV05 TONED ASH</p> <p>WV06 NATURAL MAPLE</p> <p>WV49 NATURAL RECON WHITE OAK</p> <p>WV45 TONED RECON OAK</p> <p>WV44 TONED OAK</p> <p>WV48 NATURAL WHITE</p> <p>WV01 LIGHT GREY</p> <p>WV46 NATURAL FLAT CUT WALNUT</p> <p>WV47 NATURAL RIFT CUT WALNUT</p> <p>WV41 TONED RECON WALNUT</p> <p>WV04 MEDIUM CHERRY</p> <p>WV43 TONED WENGE</p> <p>WV02 WARM GREY</p> <p>WV42 DARK TONED OAK</p> <p>WV03 OPAQUE BLACK</p>	<p>Top Edge Detail</p> <p>ST1 STRAIGHT EDGE 1</p> <p>RB2 REVERSE BEVEL 2</p> <p>ST1</p> <p>RB2</p> <p>Grade 1 laminate edge has a 2mm PVC edge. Grade 2 laminate has a 1mm ABS edge. Wood edge has a 3mm wood veneer edge.</p>	<p>Power</p> <p>Please see page 7 for Obair Table power prices and model codes.</p>	<p>Base Height</p> <p>B26 26"</p> <p>B29 28.5"</p> <p>Base size is automatically assigned during order entry.</p>	<p>Glide</p> <p>PLASTIC, PG CARPET</p> <p>SOFT PLASTIC, SG FLOOR</p> <p>All glides are adjustable. Soft plastic glides are not designed for sliding tables.</p>	<p>Base Set Up</p> <p>FLAT F PACKED</p> <p>ASSEMBLED A +138</p>	<p>Standard Powder Coated Metal</p> <p>BL BLUE</p> <p>BM BLACK MATTE</p> <p>CP CHAMPAGNE</p> <p>DB DARK BRONZE</p> <p>DG DARK GRAY</p> <p>DP DUSTY PINK</p> <p>DS DARK SAGE</p> <p>LG LIGHT GRAY</p> <p>LL LILAC GRAY</p> <p>LP LIGHT PISTACHIO</p> <p>LR LIPSTICK RED</p> <p>MB MIDNIGHT BLUE</p> <p>MG MEADOW GREEN</p> <p>MK MILK</p> <p>MS METALLIC SILVER</p> <p>NK NICKEL</p> <p>OC OCHRE</p> <p>PY PALE YELLOW</p> <p>RO RED ORANGE</p> <p>RR RUSTY RED</p> <p>SB SOFT BLUE</p> <p>SD SAND</p> <p>TC TERRACOTTA</p> <p>TP TAUPE</p>

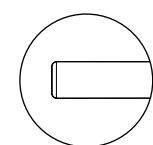
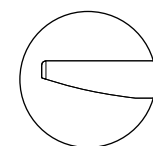
Obair Tables

MULTI-PURPOSE TABLE: TRUE RECTANGLE

TITLE	SERIES	SHAPE	DEPTH	WIDTH	Top Edge/Finish			REVERSE BEVEL		
					LM1	LM2	WV1	LM1	LM2	WV1
Multi-Purpose Table True Rectangle Top Dual Base Height options: 26", 28.5" Optional power through column Height adjustable glides Base ships flat packed or assembled	OB	TR	30	56	2,838	4,120	3,996	3,726	4,537	4,440
				60	2,854	4,455	4,153	3,816	4,883	4,615
				72	3,022	4,883	4,621	4,111	5,353	5,145
				84	3,039	5,290	5,044	4,380	5,798	5,621
				96	3,159	5,699	5,431	4,651	6,250	6,065
				108	3,375	6,113	5,881	4,929	6,702	6,570
			36	56	2,989	4,344	4,305	3,943	4,798	4,800
				60	3,007	4,386	4,489	4,048	4,856	5,011
				72	3,192	4,953	4,999	4,353	5,471	5,588
				84	3,564	5,397	5,523	4,691	5,959	6,183
				96	3,599	5,817	5,975	5,001	6,427	6,699
				108	4,339	6,681	6,959	5,749	7,333	7,755



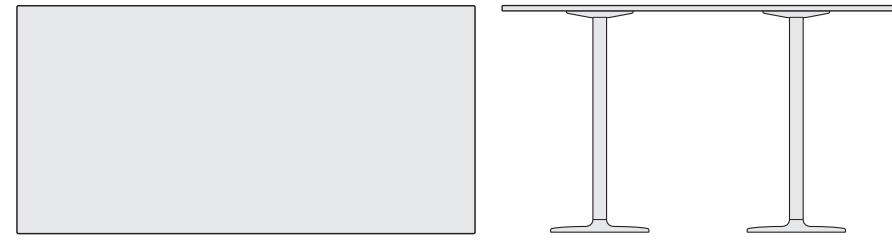
To Order Select Below

1. Series/Style	2. Top Size	3. Top Finish	4. Top Edge Detail	5. Power	6. Base Height	7. Glide	8. Base Set Up	9. Base Finish		
<p>OBTR</p> <p>Obair Table True Rectangle Top</p>	<p>Top Size</p> <p>30056 30W x 56L</p> <p>30060 30W x 60L</p> <p>30072 30W x 72L</p> <p>30084 30W x 84L</p> <p>30096 30W x 96L</p> <p>30108 30W x 108L</p> <p>36056 36W x 56L</p> <p>36060 36W x 60L</p> <p>36072 36W x 72L</p> <p>36084 36W x 84L</p> <p>36096 36W x 96L</p> <p>36108 36W x 108L</p>	<p>Laminate - Grade 1</p> <p>LM01 DESIGNER WHITE</p> <p>LM02 ALABASTER</p> <p>LM03 WALLABY</p> <p>LM05 DOVE GREY</p> <p>LM06 FASHION GREY</p> <p>LM04 SHADOW</p> <p>LM08 NORTH SEA</p> <p>LM07 SLATE GREY</p> <p>LM09 BLACK</p> <p>LM10 FUSION MAPLE</p> <p>LM11 MONTICELLO MAPLE</p> <p>LM12 RIVER CHERRY</p> <p>LM13 AMBER CHERRY</p> <p>LM14 WALNUT HEIGHTS</p> <p>LM15 MONTANA WALNUT</p> <p>LM16 XANADU</p> <p>LM17 ASIAN NIGHT</p> <p>LM18 CASTLE OAK</p>	<p>Laminate - Grade 2</p> <p>LM41 BIANCO KOS</p> <p>LM42 GRIGIO EFESO</p> <p>LM43 GRIGIO LONDRA</p> <p>LM44 GRIGIO BROMO</p> <p>LM45 NERO INGO</p> <p>Custom Finish</p> <p>LM99 CUSTOM LAMINATE</p> <p>WV99 CUSTOM WOOD</p> <p>See page 6 for custom laminate and custom wood details.</p>	<p>Wood Veneer - Grade 1</p> <p>WV05 TONED ASH</p> <p>WV06 NATURAL MAPLE</p> <p>WV49 NATURAL RECON WHITE OAK</p> <p>WV45 TONED RECON OAK</p> <p>WV44 TONED OAK</p> <p>WV48 NATURAL WHITE</p> <p>WV01 LIGHT GREY</p> <p>WV46 NATURAL FLAT CUT WALNUT</p> <p>WV47 NATURAL RIFT CUT WALNUT</p> <p>WV41 TONED RECON WALNUT</p> <p>WV04 MEDIUM CHERRY</p> <p>WV43 TONED WENGE</p> <p>WV02 WARM GREY</p> <p>WV42 DARK TONED OAK</p> <p>WV03 OPAQUE BLACK</p>	<p>Top Edge Detail</p> <p>ST1 STRAIGHT EDGE 1</p> <p>RB2 REVERSE BEVEL 2</p> <p> ST1</p> <p> RB2</p> <p>Grade 1 laminate edge has a 2mm PVC edge. Grade 2 laminate has a 1mm ABS edge. Wood edge has a 3mm wood veneer edge.</p>	<p>Power</p> <p>Please see page 7 for Obair Table power prices and model codes.</p>	<p>Base Height</p> <p>B26 26"</p> <p>B29 28.5"</p> <p>Base size is automatically assigned during order entry.</p>	<p>Glide</p> <p>PLASTIC, PG CARPET</p> <p>SOFT PLASTIC, SG FLOOR</p> <p>All glides are adjustable. Soft plastic glides are not designed for sliding tables.</p>	<p>Base Set Up</p> <p>FLAT F PACKED</p> <p>ASSEMBLED A +280</p>	<p>Standard Powder Coated Metal</p> <p>BL BLUE</p> <p>BM BLACK MATTE</p> <p>CP CHAMPAGNE</p> <p>DB DARK BRONZE</p> <p>DG DARK GRAY</p> <p>DP DUSTY PINK</p> <p>DS DARK SAGE</p> <p>LG LIGHT GRAY</p> <p>LL LILAC GRAY</p> <p>LP LIGHT PISTACHIO</p> <p>LR LIPSTICK RED</p> <p>MB MIDNIGHT BLUE</p> <p>MG MEADOW GREEN</p> <p>MK MILK</p> <p>MS METALLIC SILVER</p> <p>NK NICKEL</p> <p>OC OCHRE</p> <p>PY PALE YELLOW</p> <p>RO RED ORANGE</p> <p>RR RUSTY RED</p> <p>SB SOFT BLUE</p> <p>SD SAND</p> <p>TC TERRACOTTA</p> <p>TP TAUPE</p>

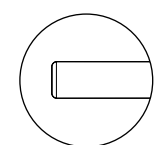
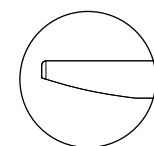
Obair Tables

MULTI-PURPOSE TABLE: TRUE RECTANGLE

TITLE	SERIES	SHAPE	DEPTH	WIDTH	Top Edge/Finish			REVERSE BEVEL		
					LM1	LM2	WV1	LM1	LM2	WV1
Multi-Purpose Table True Rectangle Top Dual Base Height options: 26", 28.5" Optional power through column Height adjustable glides Base ships flat packed or assembled	OB	TR	42	56	3,461	4,858	5,072	4,592	5,343	5,623
				60	3,475	5,049	5,284	4,710	5,562	5,862
				72	3,658	5,505	5,897	5,088	6,072	6,558
				84	4,015	5,940	6,465	5,435	6,554	7,199
				96	4,056	6,669	6,980	5,785	7,336	7,795
				108	4,344	6,809	7,573	6,141	7,536	8,459
			48	84	4,028	6,040	6,917	5,745	6,714	7,787
				96	4,055	6,808	7,497	6,134	7,545	8,463
				108	4,360	6,959	8,162	6,527	7,760	9,227

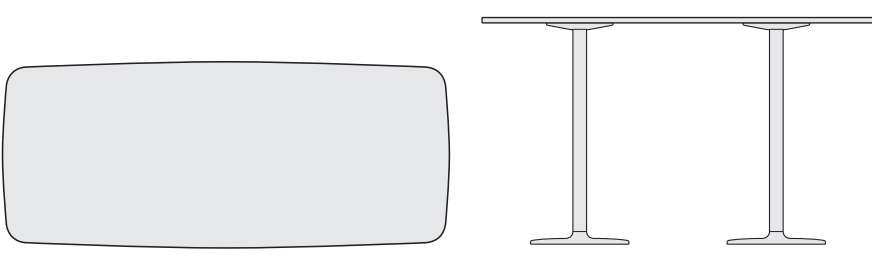


To Order Select Below

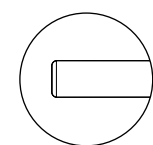
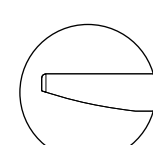
1. Series/Style	2. Top Size	3. Top Finish	4. Top Edge Detail	5. Power	6. Base Height	7. Glide	8. Base Set Up	9. Base Finish		
<p>OBTR</p> <p>Obair Table True Rectangle Top</p>	<p>Top Size</p> <p>42056 42W x 56L</p> <p>42060 42W x 60L</p> <p>42072 42W x 72L</p> <p>42084 42W x 84L</p> <p>42096 42W x 96L</p> <p>42108 42W x 108L</p> <p>48084 48W x 84L</p> <p>48096 48W x 96L</p> <p>48108 48W x 108L</p>	<p>Laminate - Grade 1</p> <p>LM01 DESIGNER WHITE</p> <p>LM02 ALABASTER</p> <p>LM03 WALLABY</p> <p>LM05 DOVE GREY</p> <p>LM06 FASHION GREY</p> <p>LM04 SHADOW</p> <p>LM08 NORTH SEA</p> <p>LM07 SLATE GREY</p> <p>LM09 BLACK</p> <p>LM10 FUSION MAPLE</p> <p>LM11 MONTICELLO MAPLE</p> <p>LM12 RIVER CHERRY</p> <p>LM13 AMBER CHERRY</p> <p>LM14 WALNUT HEIGHTS</p> <p>LM15 MONTANA WALNUT</p> <p>LM16 XANADU</p> <p>LM17 ASIAN NIGHT</p> <p>LM18 CASTLE OAK</p>	<p>Laminate - Grade 2</p> <p>LM41 BIANCO KOS</p> <p>LM42 GRIGIO EFESO</p> <p>LM43 GRIGIO LONDRA</p> <p>LM44 GRIGIO BROMO</p> <p>LM45 NERO INGO</p> <p>Custom Finish</p> <p>LM99 CUSTOM LAMINATE</p> <p>WV99 CUSTOM WOOD</p> <p>See page 6 for custom laminate and custom wood details.</p>	<p>Wood Veneer - Grade 1</p> <p>WV05 TONED ASH</p> <p>WV06 NATURAL MAPLE</p> <p>WV49 NATURAL RECON WHITE OAK</p> <p>WV45 TONED RECON OAK</p> <p>WV44 TONED OAK</p> <p>WV48 NATURAL WHITE</p> <p>WV01 LIGHT GREY</p> <p>WV46 NATURAL FLAT CUT WALNUT</p> <p>WV47 NATURAL RIFT CUT WALNUT</p> <p>WV41 TONED RECON WALNUT</p> <p>WV04 MEDIUM CHERRY</p> <p>WV43 TONED WENGE</p> <p>WV02 WARM GREY</p> <p>WV42 DARK TONED OAK</p> <p>WV03 OPAQUE BLACK</p>	<p>Top Edge Detail</p> <p>ST1 STRAIGHT EDGE 1</p> <p>RB2 REVERSE BEVEL 2</p> <p> ST1</p> <p> RB2</p> <p>Grade 1 laminate edge has a 2mm PVC edge. Grade 2 laminate has a 1mm ABS edge. Wood edge has a 3mm wood veneer edge.</p>	<p>Power</p> <p>Please see page 7 for Obair Table power prices and model codes.</p>	<p>Base Height</p> <p>B26 26"</p> <p>B29 28.5"</p> <p>Base size is automatically assigned during order entry.</p>	<p>Glide</p> <p>PLASTIC, PG CARPET</p> <p>SOFT PLASTIC, SG FLOOR</p> <p>All glides are adjustable. Soft plastic glides are not designed for sliding tables.</p>	<p>Base Set Up</p> <p>FLAT F PACKED</p> <p>ASSEMBLED A +280</p>	<p>Standard Powder Coated Metal</p> <p>BL BLUE</p> <p>BM BLACK MATTE</p> <p>CP CHAMPAGNE</p> <p>DB DARK BRONZE</p> <p>DG DARK GRAY</p> <p>DP DUSTY PINK</p> <p>DS DARK SAGE</p> <p>LG LIGHT GRAY</p> <p>LL LILAC GRAY</p> <p>LP LIGHT PISTACHIO</p> <p>LR LIPSTICK RED</p> <p>MB MIDNIGHT BLUE</p> <p>MG MEADOW GREEN</p> <p>MK MILK</p> <p>MS METALLIC SILVER</p> <p>NK NICKEL</p> <p>OC OCHRE</p> <p>PY PALE YELLOW</p> <p>RO RED ORANGE</p> <p>RR RUSTY RED</p> <p>SB SOFT BLUE</p> <p>SD SAND</p> <p>TC TERRACOTTA</p> <p>TP TAUPE</p>

Obair Tables

MULTI-PURPOSE TABLE: SOFT RECTANGLE

TITLE	SERIES	SHAPE	DEPTH	WIDTH	Top Edge/Finish			REVERSE BEVEL		
					LM1	LM2	WV1	LM1	LM2	WV1
Multi-Purpose Table Soft Rectangle Top Dual Base Height options: 26", 28.5" Optional power through column Height adjustable glides Base ships flat packed or assembled 	OB	SR	30	56	2,869	4,039	4,049	3,710	4,520	4,492
				60	2,883	4,354	4,197	3,791	4,861	4,667
				72	3,051	4,770	4,684	4,083	5,331	5,199
				84	3,155	5,146	5,090	4,330	5,755	5,667
				96	3,187	5,523	5,469	4,578	6,186	6,065
				108	3,407	5,899	5,908	4,830	6,621	6,775
			36	56	3,019	4,243	4,349	3,904	4,767	4,846
				60	3,036	4,279	4,523	3,998	4,819	5,048
				72	3,222	4,759	4,982	4,233	5,369	5,568
				84	3,596	5,221	5,558	4,607	5,888	6,218
				96	3,632	5,608	6,001	4,886	6,335	6,671
				108	4,374	6,430	6,967	5,610	7,215	7,763

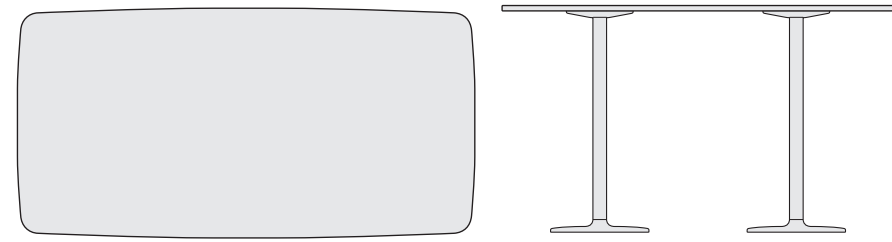
To Order Select Below

1. Series/Style	2. Top Size	3. Top Finish	4. Top Edge Detail	5. Power	6. Base Height	7. Glide	8. Base Set Up	9. Base Finish	
<p>Obair Table Soft Rectangle Top</p> <p>OBSR</p>	<p>Top Size</p> <p>30056 30W x 56L 30060 30W x 60L 30072 30W x 72L 30084 30W x 84L 30096 30W x 96L 30108 30W x 108L 36056 36W x 56L 36060 36W x 60L 36072 36W x 72L 36084 36W x 84L 36096 36W x 96L 36108 36W x 108L</p>	<p>Laminate - Grade 1</p> <p>LM01 DESIGNER WHITE LM02 ALABASTER LM03 WALLABY LM05 DOVE GREY LM06 FASHION GREY LM04 SHADOW LM08 NORTH SEA LM07 SLATE GREY LM09 BLACK LM10 FUSION MAPLE LM11 MONTICELLO MAPLE LM12 RIVER CHERRY LM13 AMBER CHERRY LM14 WALNUT HEIGHTS LM15 MONTANA WALNUT LM16 XANADU LM17 ASIAN NIGHT LM18 CASTLE OAK</p> <p>Laminate - Grade 2</p> <p>LM41 BIANCO KOS LM42 GRIGIO EFESO LM43 GRIGIO LONDRA LM44 GRIGIO BROMO LM45 NERO INGO</p> <p>Custom Finish</p> <p>LM99 CUSTOM LAMINATE WV99 CUSTOM WOOD</p> <p>See page 6 for custom laminate and custom wood details.</p>	<p>Wood Veneer - Grade 1</p> <p>WV05 TONED ASH WV06 NATURAL MAPLE WV49 NATURAL RECON WHITE OAK WV45 TONED RECON OAK WV44 TONED OAK WV48 NATURAL WHITE WV01 LIGHT GREY WV46 NATURAL FLAT CUT WALNUT WV47 NATURAL RIFT CUT WALNUT WV41 TONED RECON WALNUT WV04 MEDIUM CHERRY WV43 TONED WENGE WV02 WARM GREY WV42 DARK TONED OAK WV03 OPAQUE BLACK</p>	<p>Top Edge Detail</p> <p>ST1 STRAIGHT EDGE 1 RB2 REVERSE BEVEL 2</p>   <p>Grade 1 laminate edge has a 2mm PVC edge. Grade 2 laminate has a 1mm ABS edge. Wood edge has a 3mm wood veneer edge.</p>	<p>Power</p> <p>Please see page 7 for Obair Table power prices and model codes.</p>	<p>Base Height</p> <p>B26 26" B29 28.5"</p> <p>Base size is automatically assigned during order entry.</p>	<p>Glide</p> <p>PLASTIC, PG CARPET SOFT PLASTIC, SG FLOOR</p> <p>All glides are adjustable. Soft plastic glides are not designed for sliding tables.</p>	<p>Base Set Up</p> <p>FLAT F PACKED ASSEMBLED A +280</p>	<p>Standard Powder Coated Metal</p> <p>BL BLUE BM BLACK MATTE CP CHAMPAGNE DB DARK BRONZE DG DARK GRAY DP DUSTY PINK DS DARK SAGE LG LIGHT GRAY LL LILAC GRAY LP LIGHT PISTACHIO LR LIPSTICK RED MB MIDNIGHT BLUE</p> <p>MG MEADOW GREEN MK MILK MS METALLIC SILVER NK NICKEL OC OCHRE PY PALE YELLOW RO RED ORANGE RR RUSTY RED SB SOFT BLUE SD SAND TC TERRACOTTA TP TAUPE</p>

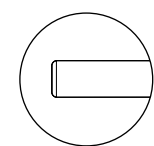
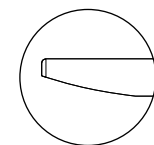
Obair Tables

MULTI-PURPOSE TABLE: SOFT RECTANGLE

TITLE	SERIES	SHAPE	DEPTH	WIDTH	Top Edge/Finish			REVERSE BEVEL		
					LM1	LM2	WV1	LM1	LM2	WV1
Multi-Purpose Table Soft Rectangle Top Dual Base Height options: 26", 28.5" Optional power through column Height adjustable glides Base ships flat packed or assembled	OB	SR	42	56	3,479	4,772	5,063	4,485	5,258	5,604
				60	3,494	4,952	5,311	4,638	5,502	5,889
				72	3,689	5,345	5,889	4,955	5,960	6,541
				84	4,047	5,736	6,440	5,269	6,420	7,172
				96	4,091	6,412	6,989	5,587	7,177	7,695
				108	4,387	6,526	7,563	5,955	7,381	8,459
			48	84	4,063	5,811	6,882	5,546	6,554	7,695
				96	4,091	6,520	7,433	5,945	7,385	8,392
				108	4,401	6,643	8,132	6,301	7,574	9,128



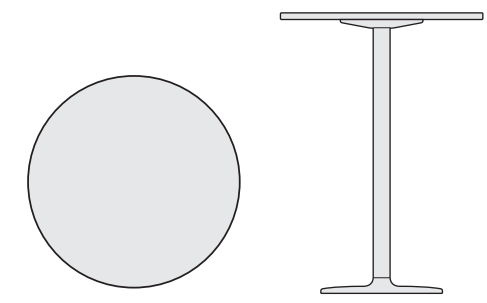
To Order Select Below

1. Series/Style	2. Top Size	3. Top Finish	4. Top Edge Detail	5. Power	6. Base Height	7. Glide	8. Base Set Up	9. Base Finish		
<p>Obair Table Soft Rectangle Top</p> <p>OBSR</p>	<p>Top Size</p> <p>42056 42W x 56L</p> <p>42060 42W x 60L</p> <p>42072 42W x 72L</p> <p>42084 42W x 84L</p> <p>42096 42W x 96L</p> <p>42108 42W x 108L</p> <p>48084 48W x 84L</p> <p>48096 48W x 96L</p> <p>48108 48W x 108L</p>	<p>Laminate - Grade 1</p> <p>LM01 DESIGNER WHITE</p> <p>LM02 ALABASTER</p> <p>LM03 WALLABY</p> <p>LM05 DOVE GREY</p> <p>LM06 FASHION GREY</p> <p>LM04 SHADOW</p> <p>LM08 NORTH SEA</p> <p>LM07 SLATE GREY</p> <p>LM09 BLACK</p> <p>LM10 FUSION MAPLE</p> <p>LM11 MONTICELLO MAPLE</p> <p>LM12 RIVER CHERRY</p> <p>LM13 AMBER CHERRY</p> <p>LM14 WALNUT HEIGHTS</p> <p>LM15 MONTANA WALNUT</p> <p>LM16 XANADU</p> <p>LM17 ASIAN NIGHT</p> <p>LM18 CASTLE OAK</p>	<p>Laminate - Grade 2</p> <p>LM41 BIANCO KOS</p> <p>LM42 GRIGIO EFESO</p> <p>LM43 GRIGIO LONDRA</p> <p>LM44 GRIGIO BROMO</p> <p>LM45 NERO INGO</p> <p>Custom Finish</p> <p>LM99 CUSTOM LAMINATE</p> <p>WV99 CUSTOM WOOD</p> <p>See page 6 for custom laminate and custom wood details.</p>	<p>Wood Veneer - Grade 1</p> <p>WV05 TONED ASH</p> <p>WV06 NATURAL MAPLE</p> <p>WV49 NATURAL RECON WHITE OAK</p> <p>WV45 TONED RECON OAK</p> <p>WV44 TONED OAK</p> <p>WV48 NATURAL WHITE</p> <p>WV01 LIGHT GREY</p> <p>WV46 NATURAL FLAT CUT WALNUT</p> <p>WV47 NATURAL RIFT CUT WALNUT</p> <p>WV41 TONED RECON WALNUT</p> <p>WV04 MEDIUM CHERRY</p> <p>WV43 TONED WENGE</p> <p>WV02 WARM GREY</p> <p>WV42 DARK TONED OAK</p> <p>WV03 OPAQUE BLACK</p>	<p>Top Edge Detail</p> <p>ST1 STRAIGHT EDGE 1</p> <p>RB2 REVERSE BEVEL 2</p> <p> ST1</p> <p> RB2</p> <p>Grade 1 laminate edge has a 2mm PVC edge. Grade 2 laminate has a 1mm ABS edge. Wood edge has a 3mm wood veneer edge.</p>	<p>Power</p> <p>Please see page 7 for Obair Table power prices and model codes.</p>	<p>Base Height</p> <p>B26 26"</p> <p>B29 28.5"</p> <p>Base size is automatically assigned during order entry.</p>	<p>Glide</p> <p>PLASTIC, PG CARPET</p> <p>SOFT PLASTIC, SG FLOOR</p> <p>All glides are adjustable. Soft plastic glides are not designed for sliding tables.</p>	<p>Base Set Up</p> <p>FLAT F PACKED</p> <p>ASSEMBLED A +280</p>	<p>Standard Powder Coated Metal</p> <p>BL BLUE</p> <p>BM BLACK MATTE</p> <p>CP CHAMPAGNE</p> <p>DB DARK BRONZE</p> <p>DG DARK GRAY</p> <p>DP DUSTY PINK</p> <p>DS DARK SAGE</p> <p>LG LIGHT GRAY</p> <p>LL LILAC GRAY</p> <p>LP LIGHT PISTACHIO</p> <p>LR LIPSTICK RED</p> <p>MB MIDNIGHT BLUE</p> <p>MG MEADOW GREEN</p> <p>MK MILK</p> <p>MS METALLIC SILVER</p> <p>NK NICKEL</p> <p>OC OCHRE</p> <p>PY PALE YELLOW</p> <p>RO RED ORANGE</p> <p>RR RUSTY RED</p> <p>SB SOFT BLUE</p> <p>SD SAND</p> <p>TC TERRACOTTA</p> <p>TP TAUPE</p>

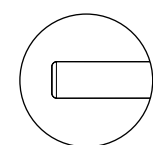
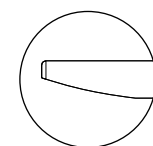
Obair Tables

COUNTER/BAR TABLE: ROUND

TITLE	SERIES	SHAPE	TOP DIAMETER	Top Edge/Finish			REVERSE BEVEL		
				LM1	LM2	WV1	LM1	LM2	WV1
Counter Table Round Top Single Base Height options: 36", 42" Optional power through column Height adjustable glides Base ships flat packed or assembled	OB	RD	21	1,380	1,617	1,864	1,883	1,900	2,163
			24	1,412	1,653	1,955	1,981	1,953	2,227
			27	1,486	2,113	2,055	2,087	2,429	2,353
			30	1,541	2,193	2,281	2,248	2,525	2,606
			36	1,973	2,710	2,890	2,721	3,084	3,280
			42	2,124	3,014	3,324	3,012	3,442	3,777
			48	2,435	3,595	4,141	3,677	4,081	4,683
			54	2,752	0	4,711	4,038	0	5,397
			60	2,784	0	5,280	4,433	0	5,787



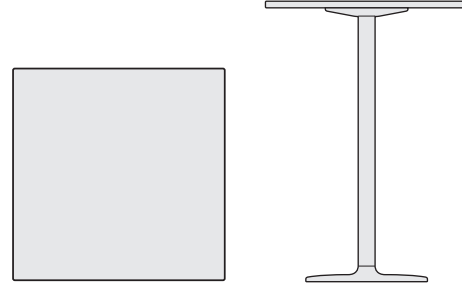
To Order Select Below

1. Series/Style	2. Top Size	3. Top Finish	4. Top Edge Detail	5. Power	6. Base Height	7. Glide	8. Base Set Up	9. Base Finish		
<p>Obair Table Round Top</p> <p>OBRD</p>	<p>Top Size</p> <p>21000 21 DIA. 24000 24 DIA. 27000 27 DIA. 30000 30 DIA. 36000 36 DIA. 42000 42 DIA. 48000 48 DIA. 54000 54 DIA. 60000 60 DIA.</p>	<p>Laminate - Grade 1</p> <p>LM01 DESIGNER WHITE LM02 ALABASTER LM03 WALLABY LM05 DOVE GREY LM06 FASHION GREY LM04 SHADOW LM08 NORTH SEA LM07 SLATE GREY LM09 BLACK LM10 FUSION MAPLE LM11 MONTICELLO MAPLE LM12 RIVER CHERRY LM13 AMBER CHERRY LM14 WALNUT HEIGHTS LM15 MONTANA WALNUT LM16 XANADU LM17 ASIAN NIGHT LM18 CASTLE OAK</p>	<p>Laminate - Grade 2</p> <p>LM41 BIANCO KOS LM42 GRIGIO EFESO LM43 GRIGIO LONDRA LM44 GRIGIO BROMO LM45 NERO INGO</p> <p>Custom Finish</p> <p>LM99 CUSTOM LAMINATE WV99 CUSTOM WOOD</p> <p>See page 6 for custom laminate and custom wood details.</p>	<p>Wood Veneer - Grade 1</p> <p>WV05 TONED ASH WV06 NATURAL MAPLE WV49 NATURAL RECON WHITE OAK WV45 TONED RECON OAK WV44 TONED OAK WV48 NATURAL WHITE WV01 LIGHT GREY WV46 NATURAL FLAT CUT WALNUT WV47 NATURAL RIFT CUT WALNUT WV41 TONED RECON WALNUT WV04 MEDIUM CHERRY WV43 TONED WENGE WV02 WARM GREY WV42 DARK TONED OAK WV03 OPAQUE BLACK</p>	<p>Top Edge Detail</p> <p>ST1 STRAIGHT EDGE 1 RB2 REVERSE BEVEL 2</p> <p> ST1</p> <p> RB2</p> <p>Grade 1 laminate edge has a 2mm PVC edge. Grade 2 laminate has a 1mm ABS edge. Wood edge has a 3mm wood veneer edge.</p>	<p>Power</p> <p>Please see page 7 for Obair Table power prices and model codes.</p>	<p>Base Height</p> <p>B36 36" B42 42"</p> <p>Base size is automatically assigned during order entry.</p>	<p>Glide</p> <p>PLASTIC, PG CARPET SOFT PLASTIC, SG FLOOR</p> <p>All glides are adjustable. Soft plastic glides are not designed for sliding tables.</p>	<p>Base Set Up</p> <p>FLAT F PACKED ASSEMBLED A +210</p>	<p>Standard Powder Coated Metal</p> <p>BL BLUE BM BLACK MATTE CP CHAMPAGNE DB DARK BRONZE DG DARK GRAY DP DUSTY PINK DS DARK SAGE LG LIGHT GRAY LL LILAC GRAY LP LIGHT PISTACHIO LR LIPSTICK RED MB MIDNIGHT BLUE</p> <p>MG MEADOW GREEN MK MILK MS METALLIC SILVER NK NICKEL OC OCHRE PY PALE YELLOW RO RED ORANGE RR RUSTY RED SB SOFT BLUE SD SAND TC TERRACOTTA TP TAUPE</p>

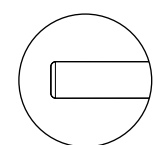
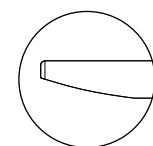
Obair Tables

COUNTER/BAR TABLE: TRUE RECTANGLE

TITLE	SERIES	SHAPE	DEPTH	WIDTH	Top Edge/Finish			REVERSE BEVEL		
					LM1	LM2	WV1	LM1	LM2	WV1
Counter Table True Rectangle Top Single Base Height options: 36", 42" Optional power through column Height adjustable glides Base ships flat packed or assembled	OB	TR	21	21	1,385	1,611	1,884	1,864	1,894	1,985
			24	24	1,447	1,724	1,974	1,972	2,017	2,145
			27	27	1,495	2,156	2,128	2,087	2,472	2,325
			24	30	1,494	1,846	2,084	2,083	2,162	2,325
			30	30	1,555	2,210	2,210	2,214	2,540	2,534
			30	45	2,322	3,293	3,172	3,041	3,675	3,567
			36	36	1,993	2,977	2,827	2,713	3,356	3,216
			36	45	2,371	3,389	3,441	3,231	3,800	3,884
			42	42	2,444	3,446	3,580	3,325	3,867	4,042
			48	48	2,469	3,627	4,124	3,714	4,113	4,692



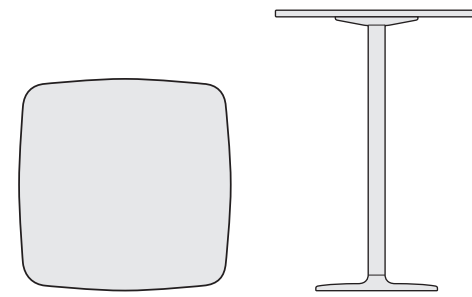
To Order Select Below

1. Series/Style	2. Top Size	3. Top Finish	4. Top Edge Detail	5. Power	6. Base Height	7. Glide	8. Base Set Up	9. Base Finish		
<p>OBTR</p> <p>Obair Table True Rectangle Top</p>	<p>Top Size</p> <p>21021 21W x 21L</p> <p>24024 24W x 24L</p> <p>27027 27W x 27L</p> <p>24030 24W x 30L</p> <p>30030 30W x 30L</p> <p>30045 30W x 45L</p> <p>36036 36W x 36L</p> <p>36045 36W x 45L</p> <p>42042 42W x 42L</p> <p>48048 48W x 48L</p>	<p>Laminate - Grade 1</p> <p>LM01 DESIGNER WHITE</p> <p>LM02 ALABASTER</p> <p>LM03 WALLABY</p> <p>LM05 DOVE GREY</p> <p>LM06 FASHION GREY</p> <p>LM04 SHADOW</p> <p>LM08 NORTH SEA</p> <p>LM07 SLATE GREY</p> <p>LM09 BLACK</p> <p>LM10 FUSION MAPLE</p> <p>LM11 MONTICELLO MAPLE</p> <p>LM12 RIVER CHERRY</p> <p>LM13 AMBER CHERRY</p> <p>LM14 WALNUT HEIGHTS</p> <p>LM15 MONTANA WALNUT</p> <p>LM16 XANADU</p> <p>LM17 ASIAN NIGHT</p> <p>LM18 CASTLE OAK</p>	<p>Laminate - Grade 2</p> <p>LM41 BIANCO KOS</p> <p>LM42 GRIGIO EFESO</p> <p>LM43 GRIGIO LONDRA</p> <p>LM44 GRIGIO BROMO</p> <p>LM45 NERO INGO</p> <p>Custom Finish</p> <p>LM99 CUSTOM LAMINATE</p> <p>WV99 CUSTOM WOOD</p> <p>See page 6 for custom laminate and custom wood details.</p>	<p>Wood Veneer - Grade 1</p> <p>WV05 TONED ASH</p> <p>WV06 NATURAL MAPLE</p> <p>WV49 NATURAL RECON WHITE OAK</p> <p>WV45 TONED RECON OAK</p> <p>WV44 TONED OAK</p> <p>WV48 NATURAL WHITE</p> <p>WV01 LIGHT GREY</p> <p>WV46 NATURAL FLAT CUT WALNUT</p> <p>WV47 NATURAL RIFT CUT WALNUT</p> <p>WV41 TONED RECON WALNUT</p> <p>WV04 MEDIUM CHERRY</p> <p>WV43 TONED WENGE</p> <p>WV02 WARM GREY</p> <p>WV42 DARK TONED OAK</p> <p>WV03 OPAQUE BLACK</p>	<p>Top Edge Detail</p> <p>ST1 STRAIGHT EDGE 1</p> <p>RB2 REVERSE BEVEL 2</p> <p> ST1</p> <p> RB2</p> <p>Grade 1 laminate edge has a 2mm PVC edge. Grade 2 laminate has a 1mm ABS edge. Wood edge has a 3mm wood veneer edge.</p>	<p>Power</p> <p>Please see page 7 for Obair Table power prices and model codes.</p>	<p>Base Height</p> <p>B36 36"</p> <p>B42 42"</p> <p>Base size is automatically assigned during order entry.</p>	<p>Glide</p> <p>PLASTIC, PG CARPET</p> <p>SOFT PLASTIC, SG FLOOR</p> <p>All glides are adjustable. Soft plastic glides are not designed for sliding tables.</p>	<p>Base Set Up</p> <p>FLAT F PACKED</p> <p>ASSEMBLED A +210</p>	<p>Standard Powder Coated Metal</p> <p>BL BLUE</p> <p>BM BLACK MATTE</p> <p>CP CHAMPAGNE</p> <p>DB DARK BRONZE</p> <p>DG DARK GRAY</p> <p>DP DUSTY PINK</p> <p>DS DARK SAGE</p> <p>LG LIGHT GRAY</p> <p>LL LILAC GRAY</p> <p>LP LIGHT PISTACHIO</p> <p>LR LIPSTICK RED</p> <p>MB MIDNIGHT BLUE</p> <p>MG MEADOW GREEN</p> <p>MK MILK</p> <p>MS METALLIC SILVER</p> <p>NK NICKEL</p> <p>OC OCHRE</p> <p>PY PALE YELLOW</p> <p>RO RED ORANGE</p> <p>RR RUSTY RED</p> <p>SB SOFT BLUE</p> <p>SD SAND</p> <p>TC TERRACOTTA</p> <p>TP TAUPE</p>

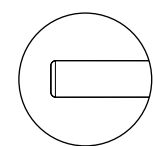
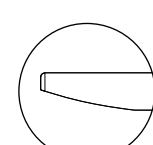
Obair Tables

COUNTER/BAR TABLE: SOFT RECTANGLE

TITLE	SERIES	SHAPE	DEPTH	WIDTH	Top Edge/Finish			REVERSE BEVEL		
					LM1	LM2	WV1	LM1	LM2	WV1
Counter Table Soft Rectangle Top Single Base Height options: 36", 42" Optional power through column Height adjustable glides Base ships flat packed or assembled	OB	SR	21	21	1,393	1,617	1,775	1,883	1,910	2,018
			24	24	1,464	1,713	1,910	1,981	2,029	2,182
			27	27	1,515	2,124	2,055	2,087	2,472	2,353
			24	30	1,512	1,825	2,157	2,083	2,162	2,353
			30	30	1,575	2,167	2,345	2,200	2,531	2,554
			30	45	2,343	3,259	3,219	3,032	3,669	3,618
			36	36	2,015	2,934	2,890	2,721	3,363	3,280
			36	45	2,391	3,342	3,472	3,199	3,774	3,911
			42	42	2,461	3,413	3,580	3,258	3,814	4,042
			48	48	2,489	3,542	4,124	3,631	4,045	4,666

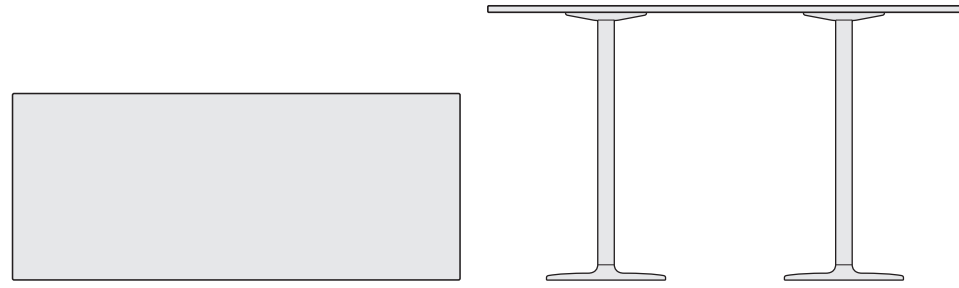


To Order Select Below

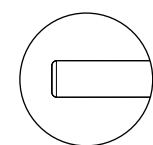
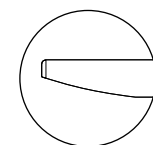
1. Series/Style	2. Top Size	3. Top Finish	4. Top Edge Detail	5. Power	6. Base Height	7. Glide	8. Base Set Up	9. Base Finish		
<p>Obair Table Soft Rectangle Top</p> <p>OBSR</p>	<p>Top Size</p> <p>21021 21W x 21L</p> <p>24024 24W x 24L</p> <p>27027 27W x 27L</p> <p>24030 24W x 30L</p> <p>30030 30W x 30L</p> <p>30045 30W x 45L</p> <p>36036 36W x 36L</p> <p>36045 36W x 45L</p> <p>42042 42W x 42L</p> <p>48048 48W x 48L</p>	<p>Laminate - Grade 1</p> <p>LM01 DESIGNER WHITE</p> <p>LM02 ALABASTER</p> <p>LM03 WALLABY</p> <p>LM05 DOVE GREY</p> <p>LM06 FASHION GREY</p> <p>LM04 SHADOW</p> <p>LM08 NORTH SEA</p> <p>LM07 SLATE GREY</p> <p>LM09 BLACK</p> <p>LM10 FUSION MAPLE</p> <p>LM11 MONTICELLO MAPLE</p> <p>LM12 RIVER CHERRY</p> <p>LM13 AMBER CHERRY</p> <p>LM14 WALNUT HEIGHTS</p> <p>LM15 MONTANA WALNUT</p> <p>LM16 XANADU</p> <p>LM17 ASIAN NIGHT</p> <p>LM18 CASTLE OAK</p>	<p>Laminate - Grade 2</p> <p>LM41 BIANCO KOS</p> <p>LM42 GRIGIO EFESO</p> <p>LM43 GRIGIO LONDRA</p> <p>LM44 GRIGIO BROMO</p> <p>LM45 NERO INGO</p> <p>Custom Finish</p> <p>LM99 CUSTOM LAMINATE</p> <p>WV99 CUSTOM WOOD</p> <p>See page 6 for custom laminate and custom wood details.</p>	<p>Wood Veneer - Grade 1</p> <p>WV05 TONED ASH</p> <p>WV06 NATURAL MAPLE</p> <p>WV49 NATURAL RECON WHITE OAK</p> <p>WV45 TONED RECON OAK</p> <p>WV44 TONED OAK</p> <p>WV48 NATURAL WHITE</p> <p>WV01 LIGHT GREY</p> <p>WV46 NATURAL FLAT CUT WALNUT</p> <p>WV47 NATURAL RIFT CUT WALNUT</p> <p>WV41 TONED RECON WALNUT</p> <p>WV04 MEDIUM CHERRY</p> <p>WV43 TONED WENGE</p> <p>WV02 WARM GREY</p> <p>WV42 DARK TONED OAK</p> <p>WV03 OPAQUE BLACK</p>	<p>Top Edge Detail</p> <p>ST1 STRAIGHT EDGE 1</p> <p>RB2 REVERSE BEVEL 2</p> <p> ST1</p> <p> RB2</p> <p>Grade 1 laminate edge has a 2mm PVC edge. Grade 2 laminate has a 1mm ABS edge. Wood edge has a 3mm wood veneer edge.</p>	<p>Power</p> <p>Please see page 7 for Obair Table power prices and model codes.</p>	<p>Base Height</p> <p>B36 36"</p> <p>B42 42"</p> <p>Base size is automatically assigned during order entry.</p>	<p>Glide</p> <p>PLASTIC, PG CARPET</p> <p>SOFT PLASTIC, SG FLOOR</p> <p>All glides are adjustable. Soft plastic glides are not designed for sliding tables.</p>	<p>Base Set Up</p> <p>FLAT F PACKED</p> <p>ASSEMBLED A +210</p>	<p>Standard Powder Coated Metal</p> <p>BL BLUE</p> <p>BM BLACK MATTE</p> <p>CP CHAMPAGNE</p> <p>DB DARK BRONZE</p> <p>DG DARK GRAY</p> <p>DP DUSTY PINK</p> <p>DS DARK SAGE</p> <p>LG LIGHT GRAY</p> <p>LL LILAC GRAY</p> <p>LP LIGHT PISTACHIO</p> <p>LR LIPSTICK RED</p> <p>MB MIDNIGHT BLUE</p> <p>MG MEADOW GREEN</p> <p>MK MILK</p> <p>MS METALLIC SILVER</p> <p>NK NICKEL</p> <p>OC OCHRE</p> <p>PY PALE YELLOW</p> <p>RO RED ORANGE</p> <p>RR RUSTY RED</p> <p>SB SOFT BLUE</p> <p>SD SAND</p> <p>TC TERRACOTTA</p> <p>TP TAUPE</p>

Obair Tables

COUNTER/BAR TABLE: TRUE RECTANGLE

TITLE	SERIES	SHAPE	DEPTH	WIDTH	Top Edge/Finish			REVERSE BEVEL		
					LM1	LM2	WV1	LM1	LM2	WV1
Counter Table True Rectangle Top Dual Base Height options: 36", 42" Optional power through column Height adjustable glides Base ships flat packed or assembled 	OB	TR	30	56	3,061	4,343	4,219	3,949	4,760	4,663
				60	3,075	4,676	4,374	4,037	5,104	4,836
				72	3,244	5,105	4,843	4,333	5,575	5,367
				84	3,264	5,515	5,269	4,605	6,023	5,846
				96	3,382	5,922	5,654	4,874	6,473	6,288
				108	3,601	6,339	6,107	5,155	6,928	6,796
			36	56	3,212	4,567	4,528	4,166	5,021	5,023
				60	3,228	4,607	4,710	4,269	5,077	5,232
				72	3,414	5,175	5,221	4,575	5,693	5,810
				84	3,789	5,622	5,748	4,916	6,184	6,408
				96	4,286	6,504	6,662	5,688	7,114	7,386
				108	4,596	6,938	7,216	6,006	7,590	8,012

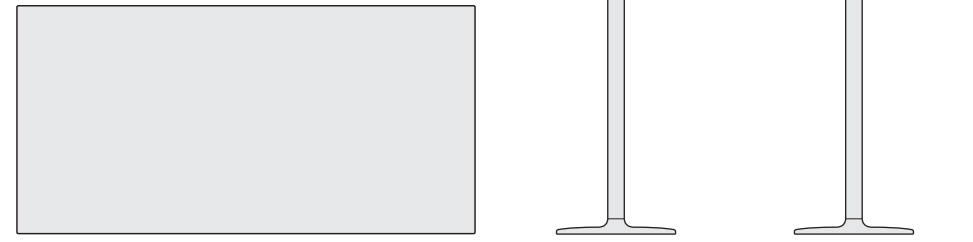
To Order Select Below

1. Series/Style	2. Top Size	3. Top Finish	4. Top Edge Detail	5. Power	6. Base Height	7. Glide	8. Base Set Up	9. Base Finish		
<p>OBTR</p> <p>Obair Table True Rectangle Top</p>	<p>Top Size</p> <p>30056 30W x 56L</p> <p>30060 30W x 60L</p> <p>30072 30W x 72L</p> <p>30084 30W x 84L</p> <p>30096 30W x 96L</p> <p>30108 30W x 108L</p> <p>36056 36W x 56L</p> <p>36060 36W x 60L</p> <p>36072 36W x 72L</p> <p>36084 36W x 84L</p> <p>36096 36W x 96L</p> <p>36108 36W x 108L</p>	<p>Laminate - Grade 1</p> <p>LM01 DESIGNER WHITE</p> <p>LM02 ALABASTER</p> <p>LM03 WALLABY</p> <p>LM05 DOVE GREY</p> <p>LM06 FASHION GREY</p> <p>LM04 SHADOW</p> <p>LM08 NORTH SEA</p> <p>LM07 SLATE GREY</p> <p>LM09 BLACK</p> <p>LM10 FUSION MAPLE</p> <p>LM11 MONTICELLO MAPLE</p> <p>LM12 RIVER CHERRY</p> <p>LM13 AMBER CHERRY</p> <p>LM14 WALNUT HEIGHTS</p> <p>LM15 MONTANA WALNUT</p> <p>LM16 XANADU</p> <p>LM17 ASIAN NIGHT</p> <p>LM18 CASTLE OAK</p>	<p>Laminate - Grade 2</p> <p>LM41 BIANCO KOS</p> <p>LM42 GRIGIO EFESO</p> <p>LM43 GRIGIO LONDRA</p> <p>LM44 GRIGIO BROMO</p> <p>LM45 NERO INGO</p> <p>Custom Finish</p> <p>LM99 CUSTOM LAMINATE</p> <p>WV99 CUSTOM WOOD</p> <p>See page 6 for custom laminate and custom wood details.</p>	<p>Wood Veneer - Grade 1</p> <p>WV05 TONED ASH</p> <p>WV06 NATURAL MAPLE</p> <p>WV49 NATURAL RECON WHITE OAK</p> <p>WV45 TONED RECON OAK</p> <p>WV44 TONED OAK</p> <p>WV48 NATURAL WHITE</p> <p>WV01 LIGHT GREY</p> <p>WV46 NATURAL FLAT CUT WALNUT</p> <p>WV47 NATURAL RIFT CUT WALNUT</p> <p>WV41 TONED RECON WALNUT</p> <p>WV04 MEDIUM CHERRY</p> <p>WV43 TONED WENGE</p> <p>WV02 WARM GREY</p> <p>WV42 DARK TONED OAK</p> <p>WV03 OPAQUE BLACK</p>	<p>Top Edge Detail</p> <p>ST1 STRAIGHT EDGE 1</p> <p>RB2 REVERSE BEVEL 2</p>  <p>ST1</p>  <p>RB2</p> <p>Grade 1 laminate edge has a 2mm PVC edge. Grade 2 laminate has a 1mm ABS edge. Wood edge has a 3mm wood veneer edge.</p>	<p>Power</p> <p>Please see page 7 for Obair Table power prices and model codes.</p>	<p>Base Height</p> <p>B36 36"</p> <p>B42 42"</p> <p>Base size is automatically assigned during order entry.</p>	<p>Glide</p> <p>PLASTIC, PG CARPET</p> <p>SOFT PLASTIC, SG FLOOR</p> <p>All glides are adjustable. Soft plastic glides are not designed for sliding tables.</p>	<p>Base Set Up</p> <p>FLAT F PACKED</p> <p>ASSEMBLED A +418</p>	<p>Standard Powder Coated Metal</p> <p>BL BLUE</p> <p>BM BLACK MATTE</p> <p>CP CHAMPAGNE</p> <p>DB DARK BRONZE</p> <p>DG DARK GRAY</p> <p>DP DUSTY PINK</p> <p>DS DARK SAGE</p> <p>LG LIGHT GRAY</p> <p>LL LILAC GRAY</p> <p>LP LIGHT PISTACHIO</p> <p>LR LIPSTICK RED</p> <p>MB MIDNIGHT BLUE</p> <p>MG MEADOW GREEN</p> <p>MK MILK</p> <p>MS METALLIC SILVER</p> <p>NK NICKEL</p> <p>OC OCHRE</p> <p>PY PALE YELLOW</p> <p>RO RED ORANGE</p> <p>RR RUSTY RED</p> <p>SB SOFT BLUE</p> <p>SD SAND</p> <p>TC TERRACOTTA</p> <p>TP TAUPE</p>

Obair Tables

COUNTER/BAR TABLE: TRUE RECTANGLE

TITLE	SERIES	SHAPE	DEPTH	WIDTH	Top Edge/Finish			REVERSE BEVEL		
					LM1	LM2	WV1	LM1	LM2	WV1
Counter Table True Rectangle Top Dual Base Height options: 36", 42" Optional power through column Height adjustable glides Base ships flat packed or assembled	OB	TR	42	56	3,714	5,111	5,325	4,845	5,596	5,876
				60	3,726	5,300	5,535	4,961	5,813	6,113
				72	3,908	5,755	6,147	5,338	6,322	6,808
				84	4,892	6,817	7,342	6,312	7,431	8,076
				96	4,932	7,545	7,856	6,661	8,212	8,671
				108	5,221	7,686	8,450	7,018	8,413	9,336
			48	84	4,905	6,917	7,794	6,622	7,591	8,664
				96	4,931	7,684	8,373	7,010	8,421	9,339
				108	5,237	7,836	9,039	7,404	8,637	10,104

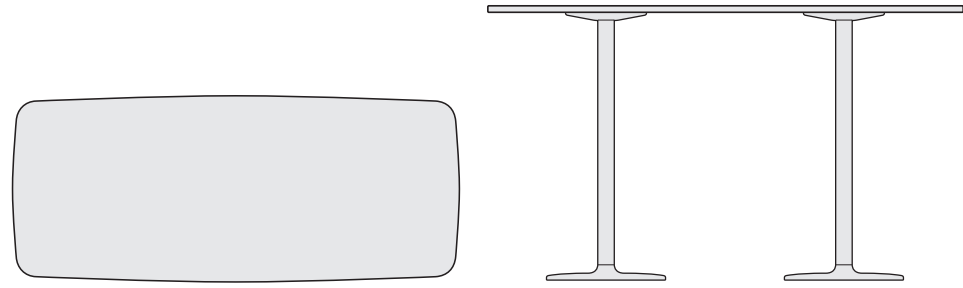


To Order Select Below

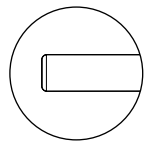
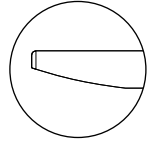
1. Series/Style	2. Top Size	3. Top Finish	4. Top Edge Detail	5. Power	6. Base Height	7. Glide	8. Base Set Up	9. Base Finish		
<p>● OBTR</p> <p>Obair Table True Rectangle Top</p>	<p>● Top Size</p> <p>42056 42W x 56L 42060 42W x 60L 42072 42W x 72L 42084 42W x 84L 42096 42W x 96L 42108 42W x 108L 48084 48W x 84L 48096 48W x 96L 48108 48W x 108L</p>	<p>● Laminate - Grade 1</p> <p>LM01 DESIGNER WHITE LM02 ALABASTER LM03 WALLABY LM05 DOVE GREY LM06 FASHION GREY LM04 SHADOW LM08 NORTH SEA LM07 SLATE GREY LM09 BLACK LM10 FUSION MAPLE LM11 MONTICELLO MAPLE LM12 RIVER CHERRY LM13 AMBER CHERRY LM14 WALNUT HEIGHTS LM15 MONTANA WALNUT LM16 XANADU LM17 ASIAN NIGHT LM18 CASTLE OAK</p>	<p>● Laminate - Grade 2</p> <p>LM41 BIANCO KOS LM42 GRIGIO EFESO LM43 GRIGIO LONDRA LM44 GRIGIO BROMO LM45 NERO INGO</p> <p>● Custom Finish</p> <p>LM99 CUSTOM LAMINATE WV99 CUSTOM WOOD</p> <p>See page 6 for custom laminate and custom wood details.</p>	<p>● Wood Veneer - Grade 1</p> <p>WV05 TONED ASH WV06 NATURAL MAPLE WV49 NATURAL RECON WHITE OAK WV45 TONED RECON OAK WV44 TONED OAK WV48 NATURAL WHITE WV01 LIGHT GREY WV46 NATURAL FLAT CUT WALNUT WV47 NATURAL RIFT CUT WALNUT WV41 TONED RECON WALNUT WV04 MEDIUM CHERRY WV43 TONED WENGE WV02 WARM GREY WV42 DARK TONED OAK WV03 OPAQUE BLACK</p>	<p>● Top Edge Detail</p> <p>ST1 STRAIGHT EDGE 1 RB2 REVERSE BEVEL 2</p> <p>ST1 </p> <p>RB2 </p> <p>Grade 1 laminate edge has a 2mm PVC edge. Grade 2 laminate has a 1mm ABS edge. Wood edge has a 3mm wood veneer edge.</p>	<p>● Power</p> <p>Please see page 7 for Obair Table power prices and model codes.</p>	<p>● Base Height</p> <p>B36 36" B42 42"</p> <p>Base size is automatically assigned during order entry.</p>	<p>● Glide</p> <p>PLASTIC, PG CARPET SOFT PLASTIC, SG FLOOR</p> <p>All glides are adjustable. Soft plastic glides are not designed for sliding tables.</p>	<p>● Base Set Up</p> <p>FLAT F PACKED ASSEMBLED A +418</p>	<p>● Standard Powder Coated Metal</p> <p>BL BLUE BM BLACK MATTE CP CHAMPAGNE DB DARK BRONZE DG DARK GRAY DP DUSTY PINK DS DARK SAGE LG LIGHT GRAY LL LILAC GRAY LP LIGHT PISTACHIO LR LIPSTICK RED MB MIDNIGHT BLUE</p> <p>MG MEADOW GREEN MK MILK MS METALLIC SILVER NK NICKEL OC OCHRE PY PALE YELLOW RO RED ORANGE RR RUSTY RED SB SOFT BLUE SD SAND TC TERRACOTTA TP TAUPE</p>

Obair Tables

COUNTER/BAR TABLE: SOFT RECTANGLE

TITLE	SERIES	SHAPE	DEPTH	WIDTH	Top Edge/Finish			REVERSE BEVEL		
					LM1	LM2	WV1	LM1	LM2	WV1
Counter Table Soft Rectangle Top Dual Base Height options: 36", 42" Optional power through column Height adjustable glides Base ships flat packed or assembled 	OB	SR	30	56	3,092	4,262	4,272	3,933	4,743	4,715
				60	3,104	4,575	4,418	4,012	5,082	4,888
				72	3,273	4,992	4,906	4,305	5,553	5,421
				84	3,380	5,371	5,315	4,555	5,980	5,892
				96	3,410	5,746	5,692	4,801	6,409	6,288
				108	3,633	6,125	6,134	5,056	6,847	7,001
			36	56	3,242	4,466	4,572	4,127	4,990	5,069
				60	3,257	4,500	4,744	4,219	5,040	5,269
				72	3,444	4,981	5,204	4,455	5,591	5,790
				84	3,821	5,446	5,783	4,832	6,113	6,443
				96	4,319	6,295	6,688	5,573	7,022	7,358
				108	4,631	6,687	7,224	5,867	7,472	8,020

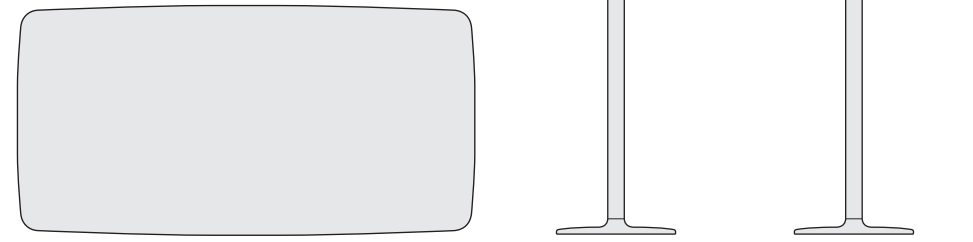
To Order Select Below

1. Series/Style	2. Top Size	3. Top Finish	4. Top Edge Detail	5. Power	6. Base Height	7. Glide	8. Base Set Up	9. Base Finish		
<p>OBSR</p> <p>Obair Table Soft Rectangle Top</p>	<p>Top Size</p> <p>30056 30W x 56L</p> <p>30060 30W x 60L</p> <p>30072 30W x 72L</p> <p>30084 30W x 84L</p> <p>30096 30W x 96L</p> <p>30108 30W x 108L</p> <p>36056 36W x 56L</p> <p>36060 36W x 60L</p> <p>36072 36W x 72L</p> <p>36084 36W x 84L</p> <p>36096 36W x 96L</p> <p>36108 36W x 108L</p>	<p>Laminate - Grade 1</p> <p>LM01 DESIGNER WHITE</p> <p>LM02 ALABASTER</p> <p>LM03 WALLABY</p> <p>LM05 DOVE GREY</p> <p>LM06 FASHION GREY</p> <p>LM04 SHADOW</p> <p>LM08 NORTH SEA</p> <p>LM07 SLATE GREY</p> <p>LM09 BLACK</p> <p>LM10 FUSION MAPLE</p> <p>LM11 MONTICELLO MAPLE</p> <p>LM12 RIVER CHERRY</p> <p>LM13 AMBER CHERRY</p> <p>LM14 WALNUT HEIGHTS</p> <p>LM15 MONTANA WALNUT</p> <p>LM16 XANADU</p> <p>LM17 ASIAN NIGHT</p> <p>LM18 CASTLE OAK</p>	<p>Laminate - Grade 2</p> <p>LM41 BIANCO KOS</p> <p>LM42 GRIGIO EFESO</p> <p>LM43 GRIGIO LONDRA</p> <p>LM44 GRIGIO BROMO</p> <p>LM45 NERO INGO</p> <p>Custom Finish</p> <p>LM99 CUSTOM LAMINATE</p> <p>WV99 CUSTOM WOOD</p> <p>See page 6 for custom laminate and custom wood details.</p>	<p>Wood Veneer - Grade 1</p> <p>WV05 TONED ASH</p> <p>WV06 NATURAL MAPLE</p> <p>WV49 NATURAL RECON WHITE OAK</p> <p>WV45 TONED RECON OAK</p> <p>WV44 TONED OAK</p> <p>WV48 NATURAL WHITE</p> <p>WV01 LIGHT GREY</p> <p>WV46 NATURAL FLAT CUT WALNUT</p> <p>WV47 NATURAL RIFT CUT WALNUT</p> <p>WV41 TONED RECON WALNUT</p> <p>WV04 MEDIUM CHERRY</p> <p>WV43 TONED WENGE</p> <p>WV02 WARM GREY</p> <p>WV42 DARK TONED OAK</p> <p>WV03 OPAQUE BLACK</p>	<p>Top Edge Detail</p> <p>ST1 STRAIGHT EDGE 1</p> <p>RB2 REVERSE BEVEL 2</p> <p> ST1</p> <p> RB2</p> <p>Grade 1 laminate edge has a 2mm PVC edge. Grade 2 laminate has a 1mm ABS edge. Wood edge has a 3mm wood veneer edge.</p>	<p>Power</p> <p>Please see page 7 for Obair Table power prices and model codes.</p>	<p>Base Height</p> <p>B36 36"</p> <p>B42 42"</p> <p>Base size is automatically assigned during order entry.</p>	<p>Glide</p> <p>PLASTIC, PG CARPET</p> <p>SOFT PLASTIC, SG FLOOR</p> <p>All glides are adjustable. Soft plastic glides are not designed for sliding tables.</p>	<p>Base Set Up</p> <p>FLAT F PACKED</p> <p>ASSEMBLED A +418</p>	<p>Standard Powder Coated Metal</p> <p>BL BLUE</p> <p>BM BLACK MATTE</p> <p>CP CHAMPAGNE</p> <p>DB DARK BRONZE</p> <p>DG DARK GRAY</p> <p>DP DUSTY PINK</p> <p>DS DARK SAGE</p> <p>LG LIGHT GRAY</p> <p>LL LILAC GRAY</p> <p>LP LIGHT PISTACHIO</p> <p>LR LIPSTICK RED</p> <p>MB MIDNIGHT BLUE</p> <p>MG MEADOW GREEN</p> <p>MK MILK</p> <p>MS METALLIC SILVER</p> <p>NK NICKEL</p> <p>OC OCHRE</p> <p>PY PALE YELLOW</p> <p>RO RED ORANGE</p> <p>RR RUSTY RED</p> <p>SB SOFT BLUE</p> <p>SD SAND</p> <p>TC TERRACOTTA</p> <p>TP TAUPE</p>

Obair Tables

COUNTER/BAR TABLE: SOFT RECTANGLE

TITLE	SERIES	SHAPE	DEPTH	WIDTH	Top Edge/Finish			REVERSE BEVEL		
					LM1	LM2	WV1	LM1	LM2	WV1
Counter Table Soft Rectangle Top Dual Base Height options: 36", 42" Optional power through column Height adjustable glides Base ships flat packed or assembled	OB	SR	42	56	3,732	5,025	5,316	4,738	5,511	5,857
				60	3,745	5,203	5,562	4,889	5,753	6,140
				72	3,939	5,595	6,139	5,205	6,210	6,791
				84	4,924	6,613	7,317	6,146	7,297	8,049
				96	4,967	7,288	7,865	6,463	8,053	8,571
				108	5,264	7,403	8,440	6,832	8,258	9,336
			48	84	4,940	6,688	7,759	6,423	7,431	8,572
				96	4,967	7,396	8,309	6,821	8,261	9,268
				108	5,278	7,520	9,009	7,178	8,451	10,005



To Order Select Below

1. Series/Style	2. Top Size	3. Top Finish	4. Top Edge Detail	5. Power	6. Base Height	7. Glide	8. Base Set Up	9. Base Finish		
<p>OBSR</p> <p>Obair Table Soft Rectangle Top</p>	<p>Top Size</p> <p>42056 42W x 56L</p> <p>42060 42W x 60L</p> <p>42072 42W x 72L</p> <p>42084 42W x 84L</p> <p>42096 42W x 96L</p> <p>42108 42W x 108L</p> <p>48084 48W x 84L</p> <p>48096 48W x 96L</p> <p>48108 48W x 108L</p>	<p>Laminate - Grade 1</p> <p>LM01 DESIGNER WHITE</p> <p>LM02 ALABASTER</p> <p>LM03 WALLABY</p> <p>LM05 DOVE GREY</p> <p>LM06 FASHION GREY</p> <p>LM04 SHADOW</p> <p>LM08 NORTH SEA</p> <p>LM07 SLATE GREY</p> <p>LM09 BLACK</p> <p>LM10 FUSION MAPLE</p> <p>LM11 MONTICELLO MAPLE</p> <p>LM12 RIVER CHERRY</p> <p>LM13 AMBER CHERRY</p> <p>LM14 WALNUT HEIGHTS</p> <p>LM15 MONTANA WALNUT</p> <p>LM16 XANADU</p> <p>LM17 ASIAN NIGHT</p> <p>LM18 CASTLE OAK</p>	<p>Laminate - Grade 2</p> <p>LM41 BIANCO KOS</p> <p>LM42 GRIGIO EFESO</p> <p>LM43 GRIGIO LONDRA</p> <p>LM44 GRIGIO BROMO</p> <p>LM45 NERO INGO</p> <p>Custom Finish</p> <p>LM99 CUSTOM LAMINATE</p> <p>WV99 CUSTOM WOOD</p> <p>See page 6 for custom laminate and custom wood details.</p>	<p>Wood Veneer - Grade 1</p> <p>WV05 TONED ASH</p> <p>WV06 NATURAL MAPLE</p> <p>WV49 NATURAL RECON WHITE OAK</p> <p>WV45 TONED RECON OAK</p> <p>WV44 TONED OAK</p> <p>WV48 NATURAL WHITE</p> <p>WV01 LIGHT GREY</p> <p>WV46 NATURAL FLAT CUT WALNUT</p> <p>WV47 NATURAL RIFT CUT WALNUT</p> <p>WV41 TONED RECON WALNUT</p> <p>WV04 MEDIUM CHERRY</p> <p>WV43 TONED WENGE</p> <p>WV02 WARM GREY</p> <p>WV42 DARK TONED OAK</p> <p>WV03 OPAQUE BLACK</p>	<p>Top Edge Detail</p> <p>ST1 STRAIGHT EDGE 1</p> <p>RB2 REVERSE BEVEL 2</p> <p>ST1</p> <p>RB2</p> <p>Grade 1 laminate edge has a 2mm PVC edge. Grade 2 laminate has a 1mm ABS edge. Wood edge has a 3mm wood veneer edge.</p>	<p>Power</p> <p>Please see page 7 for Obair Table power prices and model codes.</p>	<p>Base Height</p> <p>B36 36"</p> <p>B42 42"</p> <p>Base size is automatically assigned during order entry.</p>	<p>Glide</p> <p>PLASTIC, PG CARPET</p> <p>SOFT PLASTIC, SG FLOOR</p> <p>All glides are adjustable. Soft plastic glides are not designed for sliding tables.</p>	<p>Base Set Up</p> <p>FLAT F PACKED</p> <p>ASSEMBLED A +418</p>	<p>Standard Powder Coated Metal</p> <p>BL BLUE</p> <p>BM BLACK MATTE</p> <p>CP CHAMPAGNE</p> <p>DB DARK BRONZE</p> <p>DG DARK GRAY</p> <p>DP DUSTY PINK</p> <p>DS DARK SAGE</p> <p>LG LIGHT GRAY</p> <p>LL LILAC GRAY</p> <p>LP LIGHT PISTACHIO</p> <p>LR LIPSTICK RED</p> <p>MB MIDNIGHT BLUE</p> <p>MG MEADOW GREEN</p> <p>MK MILK</p> <p>MS METALLIC SILVER</p> <p>NK NICKEL</p> <p>OC OCHRE</p> <p>PY PALE YELLOW</p> <p>RO RED ORANGE</p> <p>RR RUSTY RED</p> <p>SB SOFT BLUE</p> <p>SD SAND</p> <p>TC TERRACOTTA</p> <p>TP TAUPE</p>