

stylex

Verve

PRICE LIST

Effective November 01, 2024

General Information

STYLEX PRICE LIST

GENERAL INFORMATION

Terms

Net 30 days from date of invoice,
F. O. B . Delanco, New Jersey.

Damaged Shipments

All Stylex products are carefully inspected before they are packed in sturdy cartons designed to satisfy shipping requirements. Stylex is not responsible for damage in shipment. The transportation company assumes responsibility for delivering products to you in good condition when the bill of lading is signed. You protect yourself by refusing shipments showing damage or shortage until transportation company has noted on the delivery sheet the extent of damage or shortage. Concealed damage should be reported to the carrier as soon as discovered, but no later than 5 days after receiving shipment.

Return/Restocking Policy

Return shipments will not be accepted unless specifically authorized by Stylex in writing. The Return Authorization number should be clearly marked on the carton. The customer returning Stylex products is responsible for return shipping costs. Merchandise must be returned unused. Returned merchandise is subject to a 35% restocking fee.

Special Products

Modifications to standard products will be considered for large runs. Contact factory for price quotations.

Design Changes

In keeping with modern manufacturing advances, Stylex reserves the right to incorporate minor modifications and design changes in products without notice.

Cancellation/Change Order Policy

Regarding requests for order cancellation and/or order modification, please be advised that no charges will be applied before production, unless inventory has been specifically requisitioned to fulfill your order. Once orders proceed to the production phase, they cannot be altered or canceled under any circumstances. All requests for order cancellations or order changes must be submitted in writing and will only be considered valid upon approval by Stylex.

WARRANTY

Except as provided below, Stylex warrants exclusively to the original Purchaser of our product that all parts, under normal use and service, will be free from defects in workmanship and material for a period of ten (10) years from the date of purchase. "Normal use and service" means that the product will be used in a typical office environment for 40-45 hours per week.

This warranty is subject to the following limitations, exclusions and provisions:

Limitations involving materials and components:

Wood components of plywood stacking chairs
(such as Brooks and Welcome)
5 years

Upholstery

(including mesh used for Click, F4, Insight, and Zephyr Mesh)
3 years

SAVA Mesh

10 years

Pneumatic Cylinders

3 years

COM Upholstery

No warranty
Stylex makes every effort to ensure that the COM Upholstery it approves is suitable for the intended use. Nevertheless, we will not warrant, and assume no responsibility for, the durability or tailoring quality of any COM or COL . If you have any concerns about the ultimate appearance of any covering, please order an upholstered sample.

Painted Stack Chair Frames

No Warranty
We will not warrant the finish of painted stack chair frames against damage from stacking. Please order chrome frames for chairs that will be stacked.

Felt Glides

No warranty
Due to the different surfaces on which felt glides may be used, we cannot warrant their durability over time.

If this product fails during normal use and service within the applicable warranty period (other than through normal wear and tear), please submit a warranty claim at stylexdesign.com/warranty-claim/. Quantity, model details, description of issue, and Stylex certified labels are required for submission. PLEASE DO NOT RETURN PARTS OR THE PRODUCT TO STYLEX UNLESS INSTRUCTED TO DO SO BY STYLEX. Stylex will, at its discretion, either repair or replace the defective product or part at no cost. Labor requests must receive approval and will be authorized on a case-by-case basis. We will only reimburse for labor costs directly incurred, excluding any travel-related expenses. Purchaser may be required (at the option of Stylex) to return to Stylex at Purchaser's expense any defective part with all freight or shipping charges prepaid. The foregoing warranty shall be void if the product has been altered or repaired (other than by Stylex). The warranty does not cover damage to the product caused by accident, neglect, misuse, abuse, modification to the product by anyone other than Stylex or damage caused by use of the product for a purpose other than that for which it was designed. This warranty extends only to the original Purchaser of the product.

No Other Warranties

This warranty is in lieu of all other warranties, expressed or implied, including, but not limited to, implied warranties of merchantability and fitness for a particular purpose. The rights and remedies provided herein are the exclusive rights and remedies of the original purchaser of the product.

No Liability For Damages

In no event shall Stylex or its suppliers be responsible or liable for any special, indirect, consequential, or incidental damages. In no event shall the liability of Stylex exceed the actual purchase price paid to Stylex for the product.

Out of Warranty Products

For all products no longer covered by our warranty, please refer to our Design for Durability and Upgradability Policy. Contact your Account Manager if you would like to purchase any replaceable components to further extend the life of any Stylex seating product. This warranty applies to all Stylex products purchased on April 13, 2018, and thereafter.

PRODUCT TAKE BACK PROGRAM

In order to be good stewards of our products, Stylex offers a pathway towards a Product Take Back Program as a more viable solution to the end of our products' originally intended life.

Stylex supports the sustainable programs of ANEW and offers their added value to our clients through a comprehensive take-back solution for surplus office furniture and materials of any kind, in any condition. ANEW is a 501(c)(3) non-profit organization that exists to provide companies with smart, cost effective alternatives for their surplus furniture and other items with the priority of matching it to non- profits, public agencies and the underserved, within the local community of the project site. Corporate Social Responsibility is raised while the impact on the environment is lowered by diverting products and materials otherwise destined for landfill.

Stylex is proud to offer ANEW to customers dedicated to strengthening their community network by repurposing their furniture, fixtures and architectural materials to those in need. In 2014, Stylex committed to making this relationship a part of our strategic sales strategy. Visit www.anewfound.org to find out more.

To initiate a Product Take Back strategy through ANEW, contact Stylex Account Management at 800-257-5742.

For other end of life recovery options, please see our Product Disassembly Instructions and End of Life Recovery Options documents available on our website in the resources section of each product in our line.

FREIGHT PROGRAM

Freight charges will be calculated as a percentage of the net product price and added to the invoice at the time of shipment. The continental United States has been divided into three zones. Please use the map below to determine freight charges for the product's destination. Minimum freight charge is \$250. Please let us know if you will be shipping to a residential address or require inside delivery as this requires an additional fee. Also please note we need to be made aware if a liftgate is required prior to delivery. If any requests are made at the time of delivery, applicable charges will apply.



ZONE 1 - 4%

Connecticut
Delaware
New York
New Jersey
Maryland
Massachusetts
North Carolina
Ohio
Pennsylvania
Rhode Island
Virginia
Washington D.C.
West Virginia

ZONE 2 - 5%

Alabama
Arkansas
Canada, Ontario
Canada, Quebec
Florida
Georgia
Iowa
Illinois
Indiana
Kansas
Kentucky
Louisiana
Nebraska
New Hampshire
Oklahoma
Maine
Michigan
Minnesota
Missouri
Mississippi
South Carolina
Tennessee
Texas
Vermont
Wisconsin

ZONE 3 - 6%

Arizona
California
Colorado
Idaho
Montana
Nevada
New Mexico
North Dakota
Oregon
South Dakota
Utah
Washington
Wyoming

Quote Per Project
Alaska
Hawaii
Canada
(outside Ontario & Quebec)
Mexico

General Information

STYLEX PRICE LIST

TEXTILE PARTNERS & APPROVALS

Textile Partners

To customize your furniture performance needs and design vision, Stylex offers a wide selection of in-graded leathers and textiles from Grades A through Y. We've partnered with leading manufacturers on the options, focusing on color, price, durability, and construction. To view our partners and explore our digital carded program with broadly approved textiles, visit [this page](#). We stand by these textiles: They're tried and tested, and will effortlessly fit into any design aesthetic.

Textile Approvals

All textiles must be approved for the product you are specifying. For the related approved textile lists, visit [this page](#).

CAL 117 AND 133 COMPLIANCE

CAL 117-2013

CAL 117-2013 compliance is a requirement for all textiles applied on our seating products. All Stylex seating products meet this standard.

CAL 133

Most Stylex seating can be ordered to meet the requirements of CAL 133. When ordering, simply specify "CAL 133 compliance required". The upcharge for this option is \$54 list per yard. Please refer to the COM yardage of each model to determine the number of yards required. We do frequently require full-scale burn tests in order to certify CAL 133 before an order will be accepted. Such burn tests may increase normal lead times and do carry additional charges. Please contact your Stylex account manager for details.

CUSTOMER'S OWN MATERIAL/LEATHER

Customer's own material (COM) and customer's own leather (COL) will generally be upholstered at the price designated in each product's price list. Please be advised, however, that we specifically reserve the right to charge a higher price when we determine that special circumstances, such as unusual repeats or challenging materials, present themselves. All orders for custom coverings must be approved by Stylex before they will be accepted for production. To submit proposed textile for approval, please use the COM form [here](#).

Special Note:

We assume no responsibility for the durability or tailoring quality of any COM or COL. Directional covers in particular may not meet your satisfaction due to the design of certain products. Please be advised that COM and COL orders are not subject to return. If you have doubts about the ultimate appearance of certain coverings, please order a sample done with that specific COM or COL. In addition, while we inspect fabrics for mill imperfections, some are difficult to recognize. We cannot be responsible for defects, color inaccuracies, dye lot variations, or other flaws.

Under no circumstances will we be responsible for COM shortages, flaws, or other such problems. Finally, it is not our responsibility to police the receipt of COM's in order to meet delivery deadlines, and we assume our customers are aware of any undue delay in the shipment of their COM fabrics.

COM fabric and COL leather should be sent prepaid to: Stylex

**Attn: COM/COL - [Your Stylex PO #]
740 Coopertown Road
Delanco, NJ 08075**

All COM/COL sent to Stylex must be accompanied with a packing list which indicates the dealers' name, Stylex corresponding PO number, sales order number, COM/COL supplier name, textile pattern, colorway and shipped quantity. Stylex requires COM to be sent in as continuous yardage in the same dielot.

Yardage requirements shown in the price list are based on non-directional goods of 54" width. Fabrics less than 54" wide or those requiring matching (stripes, prints, or large patterned designs) call for additional yardage. We will be happy to supply yardage requirements for large quantities where economies may be realized.

Add the following yardage for stripes, plaids, or patterns with repeats:

Fabric Width	Plain Fabric	2-14" Repeat	15-24" Repeat	25-27" Repeat	28-36" Repeat
54"	0%	10%	15%	20%	25%
50"	10%	20%	25%	30%	35%
48"	15%	25%	30%	35%	40%
45"	40%	50%	55%	60%	65%
36"	50%	60%	65%	70%	75%

COM/COL FORM

To avoid delay in processing COM orders we request that you submit a sample of your COM textile stapled to this form which can be downloaded [here](#). If a textile has a stripe or design, the size of the repeat should be indicated. Please indicate the textile supplier's name, textile number, and color. Also indicate the Stylex product on which the textile will be used. If a certain direction of application is required, please ensure that information is communicated directly to your Stylex account manager.

The fabric supplier must indicate on his shipping labels the dealer name and purchase order number as well as the Stylex model number.

Please Note:

No order may be entered into production or have a shipping date assigned until all related COM is received at the factory.



CENTER OF STRIPE OR DESIGN

TOP OF CHAIR	TOP OF CHAIR
--------------	--------------

1. Size of Repeat

2. Textile Supplier

3. Textile Number

4. Color

5. Stylex Product

Contents


<hr/>		<hr/>	
COLORS, MATERIALS, AND FINISHES	5	NON-STACKING CHAIR	12
<hr/>		<hr/>	
STATEMENT OF LINE	6	STACKING CHAIR	22
<hr/>		<hr/>	
DIMENSIONS	8	STOOL	25
<hr/>		<hr/>	
HOW TO ORDER	11	BUCKET CHAIR	31
<hr/>		<hr/>	

CLICK THE TITLES ABOVE TO NAVIGATE THROUGH THE DOCUMENT
PRODUCT HEADERS ON SUBSEQUENT PAGES LINK BACK TO THIS PAGE


Verve

COLORS, MATERIALS, AND FINISHES


POWDER COATED PAINTED METAL




MILK
(MK)




SAND
(SD)




PALE YELLOW
(PY)




TERRACOTTA
(TC)




LIPSTICK RED
(LR)




RED ORANGE
(RO)




RUSTY RED
(RR)




DUSTY PINK
(DP)




LIGHT PISTACHIO
(LP)



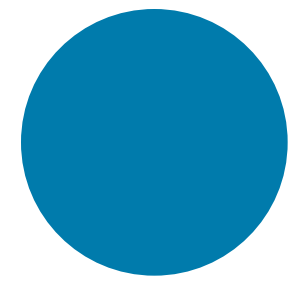
MEADOW GREEN
(MG)




DARK SAGE
(DG)



SOFT BLUE
(SB)




BLUE
(BL)



MIDNIGHT BLUE
(MB)




LILAC GRAY
(LL)




LIGHT GRAY
(LG)




CHAMPAGNE
(CP)




METALLIC SILVER
(MS)




NICKEL
(NK)




OCHRE
(OC)




TAUPE
(TP)




DARK BRONZE
(DB)




DARK GRAY
(DG)



BLACK MATTE
(BM)




POLISHED
ALUMINUM
(AL)




CHROME
(CH)


PLASTIC SHELL




MILK
(02)



SAND
(19)




LIGHT GRAY
(03)




MEADOW GREEN
(17)




DARK SAGE
(20)




SOFT BLUE
(18)



MIDNIGHT BLUE
(21)



DARK GRAY
(12)



BLACK MATTE
(01)

WOOD LEG




NATURAL MAPLE
(83)



WHITE OAK
(81)



WALNUT
(85)



OPAQUE
BLACK
(87)

WOOD SHELL



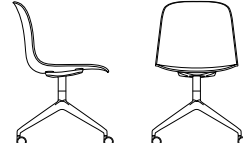

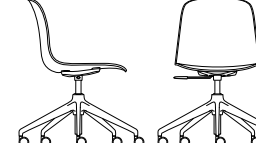
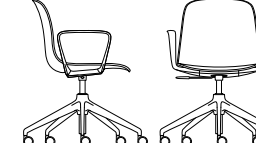


















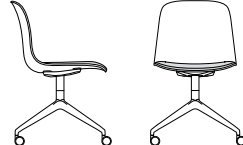
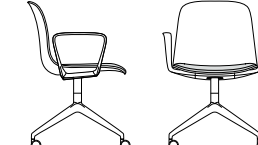
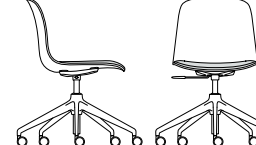








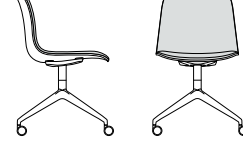

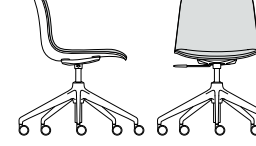








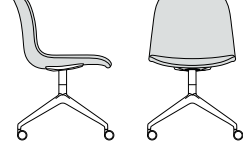

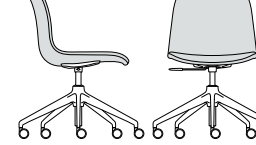








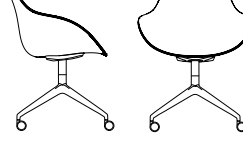
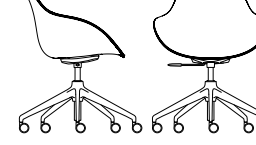
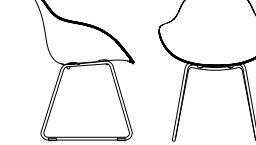
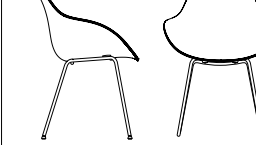

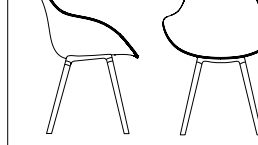

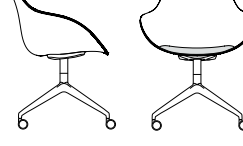
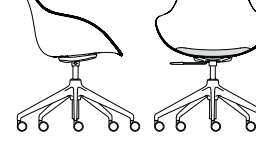
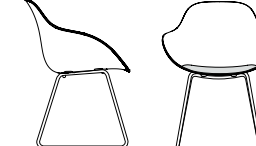
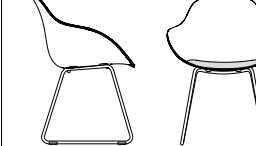
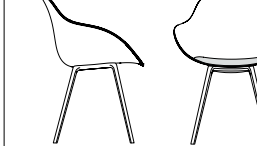
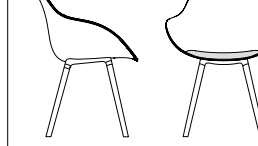

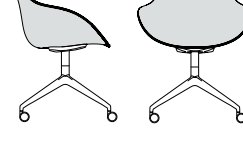
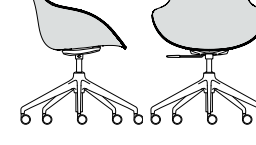
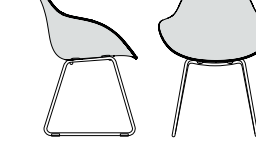




RIFT CUT OAK
(DZ02)



FLAT CUT
WALNUT
(DZ01)

Verve

SPECIFICATION GUIDE: STATEMENT OF LINE, CHAIRS

OVERVIEW	NON-STACKING									STACKING		
	FOUR BLADE	FOUR BLADE, ARM	FIVE BLADE	FIVE BLADE, ARM	SLED	FOUR LEG STEEL	FOUR LEG ALUMINUM	FOUR LEG WOOD	FOUR LEG STEEL	SLED	SLED, ARM	
Plastic/Wood Shell												
Plastic/Wood Shell Seat Pad												
Plastic/Wood Shell Loose Seat Pad												
Plastic Shell Upholstered Liner												
Fully Upholstered												
Bucket, Shell												
Bucket, Seat Pad												
Bucket Fully Upholstered												

PRODUCT INFORMATION

Design

Mark Alan Kapka

Finishes

Plywood is a robust material which will continue to function for the life of the product despite scratches, dings, dents, etc. Stylex has made an effort to ensure a durable surface finish but does not warrant damage due to rough handling.

Most metal components are available in either powder coat or chrome. Tubular frames are powder coat or chrome. Wood legs are available in white oak, natural maple, walnut, or opaque black.

Casters

Casters are available in black, gray, and white. For 5-blade chairs, cylinders and lever handles are color matched to the caster color selected. When Polished Aluminum is the frame choice, the chair is shipped with a chrome cylinder regardless of caster color chosen.

Glides

Glides are either plastic or plastic with felt pads. Please note that felt pad glides are not available on models with aluminum legs.

Ganging

Available on armless, sled base stacking models.

Use

Designed for indoor use only.

Performance Standards




















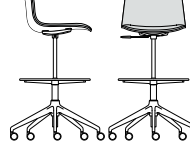
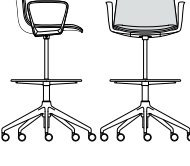




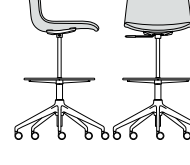
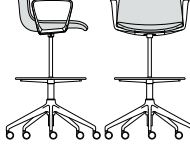



Manufactured to comply with:
ANSI/BIFMA X5.1 General-Purpose Office Chair - Tests



Certifications

Greenguard Gold (does not apply to Verve Wood)
LEVEL® 2

Verve

SPECIFICATION GUIDE: STATEMENT OF LINE, STOOLS, OPTIONS, ACCESSORIES

OVERVIEW	BAR			COUNTER		
	FOUR LEG STEEL	FIVE BLADE	FIVE BLADE, ARM	FOUR LEG STEEL	FIVE BLADE	FIVE BLADE, ARM
Plastic/Wood Shell						
Plastic/Wood Shell Seat Pad						
Plastic/Wood Shell Loose Seat Pad						
Plastic Shell Upholstered Liner						
Fully Upholstered						

OPTIONS	STACKING ON FLOOR	STACKING ON DOLLY
Accessories Stacking Chair Transport Dolly 	Verve Wood w/ Uph: 5 high Verve Wood: 5 high Verve Plastic: 8 high	Verve Wood w/ Uph: 10 high Verve Wood: 14 high Verve Plastic: 14 high
Upholstery Contrasting Thread 		

PRODUCT INFORMATION

Design

Mark Alan Kapka

Finishes

Plywood is a robust material which will continue to function for the life of the product despite scratches, dings, dents, etc. Stylex has made an effort to ensure a durable surface finish but does not warrant damage due to rough handling.

Most metal components are available in either powder coat or chrome. Tubular frames are powder coat or chrome. Wood legs are available in white oak, natural maple, walnut, or opaque black.

Casters

Casters are available in black, gray, and white. For 5-blade chairs, cylinders and lever handles are color matched to the caster color selected. When Polished Aluminum is the frame choice, the chair is shipped with a chrome cylinder regardless of caster color chosen.

Glides

Glides are either plastic or plastic with felt pads. Please note that felt pad glides are not available on models with aluminum legs.

Ganging

Available on armless, sled base stacking models.

Use

Designed for indoor use only.

Performance Standards

Manufactured to comply with:
ANSI/BIFMA X5.1 General-Purpose Office Chair - Tests

Certifications

Greenguard Gold (does not apply to Verve Wood)
LEVEL® 2

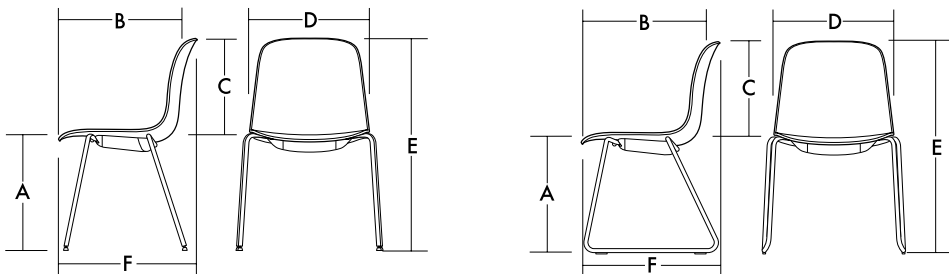
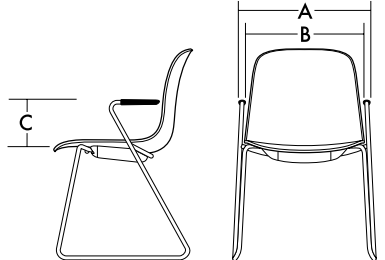
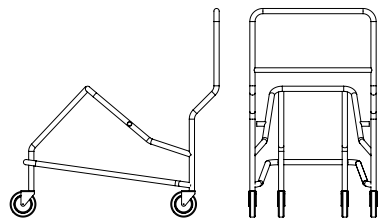
Verve

SPECIFICATION GUIDE: DIMENSIONS, NON-STACKING CHAIRS

OVERVIEW		PLASTIC/WOOD SHELL						UPHOLSTERED					
Dimensions A. Seat Height B. Seat Depth C. Back Height D. Seat Width & Overall Width E. Maximum Overall Height F. Maximum Overall Depth		Four Blade	Five Blade	Sled	Four Leg Steel	Four Leg Alum.	Four Leg Wood	Four Blade	Five Blade	Sled	Four Leg Steel	Four Leg Alum.	Four Leg Wood
		A. 18 B. 18.7 C. 15 D. 18.7 E. 33 F. 29	A. 15.6 - 20.9 B. 18.7 C. 15 D. 18.7 E. 30.6 - 35.9 F. 29	A. 18.1 B. 18.7 C. 15 D. 18.7 E. 33.3 F. 21.8	A. 18.1 B. 18.7 C. 15 D. 18.7 E. 33.1 F. 21.8	A. 17.8 B. 18.7 C. 15 D. 18.7 E. 32.8 F. 21.8	A. 18.7 B. 19.2 C. 15 D. 19.6 E. 31.1 - 36.4 F. 29	A. 16.3 - 21.5 B. 19.2 C. 15 D. 19.6 E. 31.1 - 36.4 F. 29	A. 18.9 B. 19.2 C. 15 D. 19.6 E. 33.8 F. 22.7	A. 18.8 B. 19.2 C. 15 D. 19.6 E. 33.6 F. 22.7	A. 18.8 B. 19.2 C. 15 D. 19.6 E. 33.6 F. 22.7	A. 18.5 B. 19.2 C. 15 D. 19.6 E. 33.3 F. 22.7	
Arm Choice A. Max Width B. Arm Distance C. Arm Height		Four Blade, Arm	Five Blade, Arm				Four Blade, Arm	Five Blade, Arm					
		A. 23.2 B. 19 C. 7.3	A. 23.2 B. 19 C. 7.3				A. 23.2 B. 19 C. 7.3	A. 23.2 B. 19 C. 7.3					
Dimensions A. Seat Height B. Seat Depth C. Back Height D. Seat Width E. Maximum Overall Height F. Maximum Overall Depth		Four Blade	Five Blade	Sled	Four Leg Steel	Four Leg Alum.	Four Leg Wood	Four Blade	Five Blade	Sled	Four Leg Steel	Four Leg Alum.	Four Leg Wood
		A. 18 B. 17 C. 14.2 D. 17.75 E. 33 F. 23	A. 15.6 - 20.9 B. 17 C. 14.2 D. 17.75 E. 30.6 - 35.9 F. 29	A. 18 B. 17 C. 14.2 D. 17.75 E. 30 F. 23	A. 18.1 B. 17 C. 14.2 D. 17.75 E. 33.2 F. 23	A. 18.1 B. 17 C. 14.2 D. 17.75 E. 33.2 F. 23	A. 17.8 B. 17 C. 14.2 D. 17.75 E. 33 F. 23	A. 18.8 B. 17 C. 14.4 D. 17.75 E. 33.2 F. 23.5	A. 16.3 - 21.5 B. 17 C. 14.4 D. 17.75 E. 30.9 - 36.2 F. 29	A. 18.8 B. 17 C. 14.4 D. 17.75 E. 33.2 F. 23.5	A. 19 B. 17 C. 14.4 D. 17.75 E. 33.4 F. 23.5	A. 19 B. 17 C. 14.4 D. 17.75 E. 33.4 F. 23.5	A. 18.7 B. 17 C. 14.4 D. 17.75 E. 33.1 F. 23.5
Arm Choice A. Overall Width B. Arm Distance C. Arm Height													
		A. 25.2 B. 24.7 C. 6.6	A. 25.2 B. 24.7 C. 6.6	A. 25.2 B. 24.7 C. 6.6	A. 25.2 B. 24.7 C. 6.6	A. 25.2 B. 24.7 C. 6.6	A. 25.2 B. 24.7 C. 6.6	A. 25.4 B. 23.7 C. 6.9	A. 25.4 B. 23.7 C. 6.9	A. 25.4 B. 23.7 C. 6.9	A. 25.4 B. 23.7 C. 6.9	A. 25.4 B. 23.7 C. 6.9	A. 25.4 B. 23.7 C. 6.9

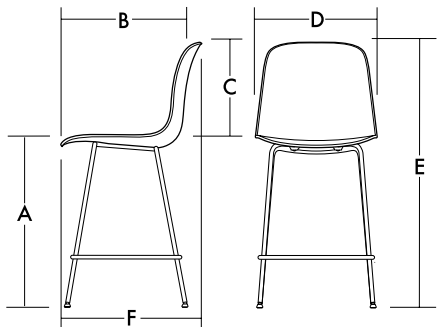
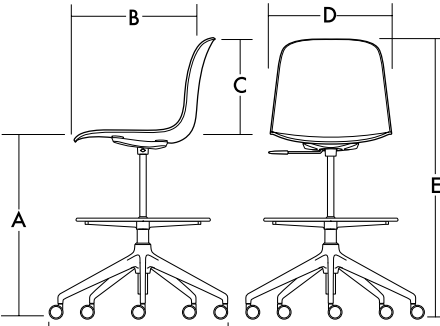
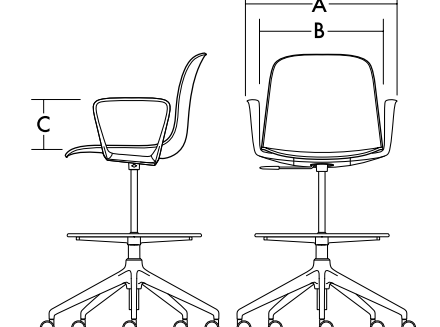
Verve

SPECIFICATION GUIDE: DIMENSIONS, STACKING CHAIRS

OVERVIEW	PLASTIC/WOOD SHELL	UPHOLSTERED
<p>Dimensions</p> <ul style="list-style-type: none"> A. Seat Height B. Seat Depth C. Back Height D. Seat Width & Overall Width E. Maximum Overall Height F. Maximum Overall Depth 	<p>Four Leg Steel</p> <ul style="list-style-type: none"> A. 18 B. 18.7 C. 15 D. 18.7 E. 33.1 F. 21.8 	<p>Sled</p> <ul style="list-style-type: none"> A. 18 B. 18.7 C. 15 D. 18.7 E. 31.1 F. 21.8 <p>Four Leg Steel</p> <ul style="list-style-type: none"> A. 18.7 B. 19.2 C. 15 D. 19.6 E. 33.6 F. 22.7 <p>Sled</p> <ul style="list-style-type: none"> A. 18.7 B. 19.2 C. 15 D. 19.6 E. 33.6 F. 22.7
<p>Arm Choice</p> <ul style="list-style-type: none"> A. Max Width B. Arm Distance C. Arm Height 		<p>Sled</p> <ul style="list-style-type: none"> A. 20.2 B. 18.2 C. 7.2 <p>Sled</p> <ul style="list-style-type: none"> A. 20.2 B. 18.2 C. 7.2
OVERVIEW	PLASTIC / UPHOLSTERED SHELL	WOOD SHELL
<p>Fully Stacked Dolly</p> <ul style="list-style-type: none"> A. Width B. Depth C. Height 	<p>14 Chair Maximum</p> <ul style="list-style-type: none"> A. 24.5 B. 44 C. 63 	<p>10 Chair Maximum</p> <ul style="list-style-type: none"> A. 24.5 B. 44 C. 51
<p>Stacked on Floor</p> <ul style="list-style-type: none"> A. Width B. Depth C. Height 	<p>8 Chair Maximum</p> <ul style="list-style-type: none"> A. 23.5 B. 33 C. 42 	<p>5 Chair Maximum</p> <ul style="list-style-type: none"> A. 23.5 B. 33 C. 39

Verve

SPECIFICATION GUIDE: DIMENSIONS, STOOLS

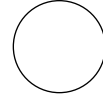
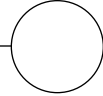
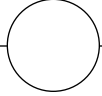
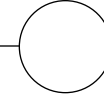
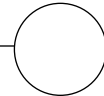
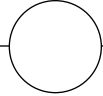
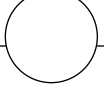
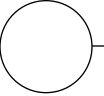
OVERVIEW	PLASTIC/WOOD SHELL		UPHOLSTERED	
<p>Dimensions</p> <ul style="list-style-type: none"> A. Seat Height B. Seat Depth C. Back Height D. Seat Width & Overall Width E. Maximum Overall Height F. Maximum Overall Depth 	<p>Four Leg Counter</p> <ul style="list-style-type: none"> A. 25.7 B. 18.7 C. 15 D. 18.7 E. 40.8 F. 21.8 	<p>Four Leg Bar</p> <ul style="list-style-type: none"> A. 30.6 B. 18.7 C. 15 D. 18.7 E. 45.7 F. 21.9 	<p>Four Leg Counter</p> <ul style="list-style-type: none"> A. 26.4 B. 19.2 C. 15 D. 19.6 E. 41.3 F. 22.7 	<p>Four Leg Bar</p> <ul style="list-style-type: none"> A. 31.3 B. 19.2 C. 15 D. 19.6 E. 46.2 F. 22.8
<p>Dimensions</p> <ul style="list-style-type: none"> A. Seat Height B. Seat Depth C. Back Height D. Seat Width & Overall Width E. Maximum Overall Height F. Maximum Overall Depth 	<p>Five Blade Counter</p> <ul style="list-style-type: none"> A. 21 - 28.7 B. 18.7 C. 15 D. 18.7 E. 36 - 43.7 F. 29 	<p>Five Blade Bar</p> <ul style="list-style-type: none"> A. 23.5 - 33.5 B. 18.7 C. 15 D. 29 E. 38.5 - 48.5 F. 21.8 	<p>Five Blade Counter</p> <ul style="list-style-type: none"> A. 21.7 - 29.4 B. 19.2 C. 15 D. 29 E. 36.5 - 44.2 F. 29 	<p>Five Blade Bar</p> <ul style="list-style-type: none"> A. 22.8 - 32.8 B. 19.2 C. 15 D. 29 E. 39.5 - 49 F. 29
<p>Arm Choice</p> <ul style="list-style-type: none"> A. Max Width B. Arm Distance C. Arm Height 	<p>Five Blade Counter</p> <ul style="list-style-type: none"> A. 23.2 B. 19 C. 7.3 	<p>Five Blade Bar</p> <ul style="list-style-type: none"> A. 23.2 B. 19 C. 7.3 	<p>Five Blade Counter</p> <ul style="list-style-type: none"> A. 23.2 B. 19 C. 7.3 	<p>Five Blade Bar</p> <ul style="list-style-type: none"> A. 23.2 B. 19 C. 7.3

Verve

SPECIFICATION GUIDE: HOW TO ORDER


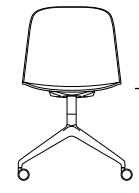

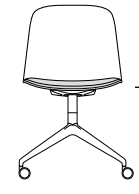

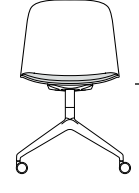

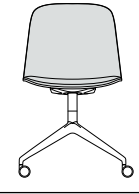

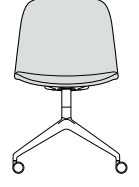
MODEL CODE BREAKDOWN

Sample Model Code: VR13120PG01BM81COM

1. Series	2. Style	3. Arm Option	4. Upholstery Style	5. Casters/Glides	6. Shell Finish	7. Frame Finish	8. Textile
 VR	 13	 1	 20	 PG	 01	 BM81	 COM
Series VR - VERVE	Style 10 - STACKING CHAIR, FOUR LEG STEEL 11 - NON-STACKING CHAIR, FOUR LEG STEEL 12 - NON-STACKING CHAIR, 4 LEG ALUMINUM 13 - NON-STACKING CHAIR, FOUR LEG WOOD 30 - NON-STACKING CHAIR, FOUR BLADE SWIVEL 31 - NON-STACKING CHAIR, FOUR BLADE FIXED 35 - NON-STACKING CHAIR, FIVE BLADE 50 - STACKING CHAIR, SLED 51 - NON-STACKING CHAIR, SLED 70 - STOOL, FOUR LEG COUNTER 90 - STOOL, FOUR LEG COUNTER	Arm Option 1 - ARMLESS 2 - ARMS	Upholstery Style 10 - PLASTIC SHELL 20 - PLASTIC SHELL, SEAT PAD 25 - PLASTIC SHELL, LOOSE SEAT PAD 30 - PLASTIC SHELL, UPHOLSTERED LINER 40 - FULLY UPHOLSTERED 50 - WOOD SHELL 60 - WOOD SHELL, SEAT PAD 65 - WOOD SHELL, LOOSE SEAT PAD 70 - BUCKET 80 - BUCKET, SEAT PAD 90 - BUCKET, FULLY UPHOLSTERED	Casters with Hard Wheels C1 - HARD, BLACK C2 - HARD, MILK WITH LIGHT GRAY TIRE C3 - HARD, LIGHT GRAY Casters with Soft Wheels CS1 - SOFT, BLACK CS2 - SOFT, MILK WITH LIGHT GRAY TIRE CS3 - SOFT, LIGHT GRAY Glides PG - PLASTIC GLIDES FG - PLASTIC GLIDES WITH FELT PADS	Plastic Finish 01 - BLACK MATTE 02 - MILK 03 - LIGHT GRAY 06 - RED 10 - NAVY 12 - DARK GRAY 15 - PALE YELLOW 16 - DUSTY PINK 17 - MEADOW GREEN 18 - SOFT BLUE 19 - SAND Wood Finish DZ01 - FLAT CUT WALNUT DZ02 - RIFT CUT OAK *NOTE: ONLY SELECT FINISHES AVAILABLE FOR VERVE BUCKET	Frame Color Standard Powder Coat BL BLUE BM BLACK MATTE CP CHAMPAGNE DB DARK BRONZE DG DARK GRAY DP DUSTY PINK DS DARK SAGE LG LIGHT GRAY LL LILAC GRAY LP LIGHT PISTACHIO LR LIPSTICK RED MB MIDNIGHT BLUE MG MEADOW GREEN MK MILK MS METALLIC SILVER NK NICKEL OC OCHRE PY PALE YELLOW RO RED ORANGE RR RUSTY RED SB SOFT BLUE SD SAND TC TERRACOTTA TP TAUPE Other AL - POLISHED ALUMINUM CH - CHROME Wood Leg Finish 81 - WHITE OAK 83 - NATURAL MAPLE 85 - WALNUT 87 - OPAQUE BLACK	Textile Textile Grades COM - CUSTOMER'S OWN MATERIAL A - GRADE A B - GRADE B C - GRADE C D - GRADE D E - GRADE E F - GRADE F G - GRADE G H - GRADE H I - GRADE I J - GRADE J K - GRADE K L - GRADE L M - GRADE M Leather Grades COL - CUSTOMER'S OWN LEATHER W - GRADE W X - GRADE X Y - GRADE Y E1 - GRADE E1 E2 - GRADE E2

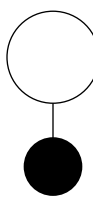
Verve

NON-STACKING CHAIR: FOUR BLADE SWIVEL

TITLE	SHELL/UPHOLSTERY	SERIES	FRAME	ARM	UPH	DIMENSIONS	YDG	COL	Textile Upholstery Grades													Leather Upholstery Grades						
									COM	COL	COM	A	B	C	D	E	F	G	H	I	J	K	L	M	W	X	Y	E1
Non-Stacking Chair, Four Blade Swivel  	Plastic Shell	VR	30	1	10	18.7W x 29D x 33H	-	-	654	-	-	-	-	-	-	-	-	-	-	-	-	-	-	-	-	-	-	-
	Wood Shell	VR	30	1	50	18.7W x 29D x 33H	-	-	1,450	-	-	-	-	-	-	-	-	-	-	-	-	-	-	-	-	-	-	
Non-Stacking Chair, Four Blade Swivel  	Plastic Shell, Seat Pad	VR	30	1	20	18.7W x 29D x 33H	0.4	7	834	865	882	900	916	934	955	970	993	1,022	1,057	1,092	1,125	1,158	1,008	1,039	1,203	1,240	1,375	
	Wood Shell, Seat Pad	VR	30	1	60	18.7W x 29D x 33H	0.4	7	1,631	1,662	1,679	1,697	1,713	1,731	1,752	1,767	1,790	1,819	1,854	1,889	1,922	1,955	1,805	1,836	2,000	2,037	2,172	
Non-Stacking Chair, Four Blade Swivel  	Plastic Shell, Loose Seat Pad	VR	30	1	25	18.7W x 29D x 33H	0.5	7	876	907	925	940	959	975	995	1,012	1,035	1,064	1,099	1,133	1,166	1,200	1,049	1,080	1,244	1,281	1,417	
	Wood Shell, Loose Seat Pad	VR	30	1	65	18.7W x 29D x 33H	0.5	7	1,672	1,703	1,721	1,736	1,755	1,771	1,791	1,808	1,831	1,860	1,895	1,929	1,962	1,996	1,845	1,876	2,040	2,077	2,213	
Non-Stacking Chair, Four Blade Swivel  	Plastic Shell, Upholstered Liner	VR	30	1	30	19.6W x 29D x 33.5H	0.8	11	973	1,036	1,069	1,102	1,138	1,172	1,208	1,247	1,290	1,347	1,416	1,484	1,552	1,621	1,257	1,314	1,583	1,644	1,867	
Non-Stacking Chair, Four Blade Swivel  	Fully Upholstered	VR	30	1	40	19.6W x 29D x 33.5H	1.4	0	1,069	1,179	1,239	1,297	1,358	1,416	1,484	1,548	1,624	1,725	1,846	1,965	2,083	2,203	-	-	-	-	-	

To Order Select Below

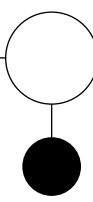
1. Series/Style/Arm



VR301

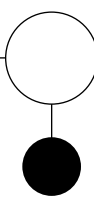
Verve Non-Stacking Chair, Four Blade Swivel

2. Upholstery



- 10 PLASTIC SHELL
- 20 PLASTIC SHELL, SEAT PAD
- 25 PLASTIC SHELL, LOOSE SEAT PAD
- 30 PLASTIC SHELL, UPHOLSTERED LINER
- 40 FULLY UPHOLSTERED
- 50 WOOD SHELL
- 60 WOOD SHELL, SEAT PAD
- 65 WOOD SHELL, LOOSE SEAT PAD

3. Caster or Glide



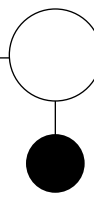
Caster

- C1 HARD, BLACK
- C2 HARD, MILK WITH LIGHT GRAY TIRE
- C3 HARD, LIGHT GRAY
- CS1 SOFT, BLACK **+44**
- CS2 SOFT, MILK WITH LIGHT GRAY TIRE **+44**
- CS3 SOFT, LIGHT GRAY **+44**

Glide

- PG PLASTIC GLIDES
- FG PLASTIC GLIDES WITH FELT PADS

4. Shell Finish



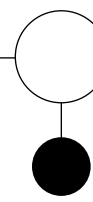
Plastic

- 01 BLACK MATTE
- 02 MILK
- 03 LIGHT GRAY
- 12 DARK GRAY
- 17 MEADOW GREEN
- 18 SOFT BLUE
- 19 SAND
- 20 DARK SAGE
- 21 MIDNIGHT BLUE

Wood

- DZ01 FLAT CUT WALNUT
- DZ02 RIFT CUT OAK

5. Frame Finish



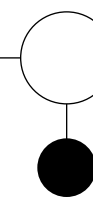
Powder Coat +55

- | | | |
|----------------|--------------------|----------------|
| BL BLUE | LL LILAC GRAY | OC OCHRE |
| BM BLACK MATTE | LP LIGHT PISTACHIO | PY PALE YELLOW |
| CP CHAMPAGNE | LR LIPSTICK RED | RO RED ORANGE |
| DB DARK BRONZE | MB MIDNIGHT BLUE | RR RUSTY RED |
| DG DARK GRAY | MG MEADOW GREEN | SB SOFT BLUE |
| DP DUSTY PINK | MK MILK | SD SAND |
| DS DARK SAGE | MS METALLIC SILVER | TC TERRACOTTA |
| LG LIGHT GRAY | NK NICKEL | TP TAUPE |

Other

- AL POLISHED ALUMINUM

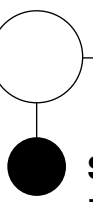
6. Options



- CONTRASTING THREAD
- CT

CT unavailable on Seat Pads (Styles 20 or 60)




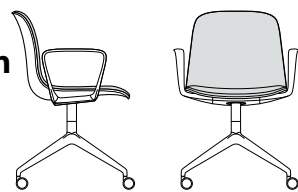

7. Upholstery



See general information section for details on textile program and COM/COL information.

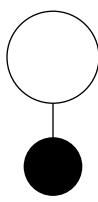
Verve

NON-STACKING CHAIR: FOUR BLADE SWIVEL, ARM

TITLE	SHELL/UPHOLSTERY	SERIES	FRAME	ARM	UPH	DIMENSIONS	COM	COL	Textile Upholstery Grades														Leather Upholstery Grades				
									YDG	SQFT	COM	A	B	C	D	E	F	G	H	I	J	K	L	M	W	X	Y
Non-Stacking Chair, Four Blade Swivel, Arm 	Plastic Shell	VR	30	2	10	23.2W x 29D x 33H	-	-	827	-	-	-	-	-	-	-	-	-	-	-	-	-	-	-	-	-	-
	Wood Shell	VR	30	2	50	23.2W x 29D x 33H	-	-	1,623	-	-	-	-	-	-	-	-	-	-	-	-	-	-	-	-	-	
Non-Stacking Chair, Four Blade Swivel, Arm 	Plastic Shell, Seat Pad	VR	30	2	20	23.2W x 29D x 33H	0.4	7	1,007	1,038	1,055	1,073	1,089	1,107	1,128	1,143	1,166	1,195	1,230	1,265	1,298	1,331	1,181	1,212	1,376	1,413	1,548
	Wood Shell, Seat Pad	VR	30	2	60	23.2W x 29D x 33H	0.4	7	1,804	1,835	1,852	1,870	1,886	1,904	1,925	1,940	1,963	1,992	2,027	2,062	2,095	2,128	1,978	2,009	2,173	2,210	2,345
Non-Stacking Chair, Four Blade Swivel, Arm 	Plastic Shell, Loose Seat Pad	VR	30	2	25	23.2W x 29D x 33H	0.5	7	1,049	1,080	1,098	1,113	1,132	1,148	1,168	1,185	1,208	1,237	1,272	1,306	1,339	1,373	1,222	1,253	1,417	1,454	1,590
	Wood Shell, Loose Seat Pad	VR	30	2	65	23.2W x 29D x 33H	0.5	7	1,845	1,876	1,894	1,909	1,928	1,944	1,964	1,981	2,004	2,033	2,068	2,102	2,135	2,169	2,018	2,049	2,213	2,250	2,386
Non-Stacking Chair, Four Blade Swivel, Arm 	Plastic Shell, Upholstered Liner	VR	30	2	30	23.2W x 29D x 33.5H	0.8	11	1,146	1,209	1,242	1,275	1,311	1,345	1,381	1,420	1,463	1,520	1,589	1,657	1,725	1,794	1,430	1,487	1,756	1,817	2,040
Non-Stacking Chair, Four Blade Swivel, Arm 	Fully Upholstered	VR	30	2	40	23.2W x 29D x 33.5H	1.4	0	1,242	1,352	1,412	1,470	1,531	1,589	1,657	1,721	1,797	1,898	2,019	2,138	2,256	2,376	-	-	-	-	-

To Order Select Below

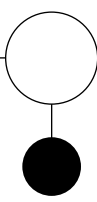
1. Series/Style/Arm



VR302

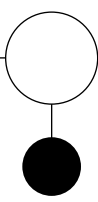
Verve Non-Stacking Chair, Four Blade Swivel, Arm

2. Upholstery



- 10 PLASTIC SHELL
- 20 PLASTIC SHELL, SEAT PAD
- 25 PLASTIC SHELL, LOOSE SEAT PAD
- 30 PLASTIC SHELL, UPHOLSTERED LINER
- 40 FULLY UPHOLSTERED
- 50 WOOD SHELL
- 60 WOOD SHELL, SEAT PAD
- 65 WOOD SHELL, LOOSE SEAT PAD

3. Caster or Glide



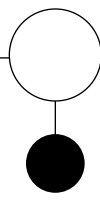
Caster

- C1 HARD, BLACK
- C2 HARD, MILK WITH LIGHT GRAY TIRE
- C3 HARD, LIGHT GRAY
- CS1 SOFT, BLACK **+44**
- CS2 SOFT, MILK WITH LIGHT GRAY TIRE **+44**
- CS3 SOFT, LIGHT GRAY **+44**

Glide

- PG PLASTIC GLIDES
- FG PLASTIC GLIDES WITH FELT PADS

4. Shell Finish



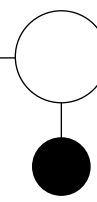
Plastic

- 01 BLACK MATTE
- 02 MILK
- 03 LIGHT GRAY
- 12 DARK GRAY
- 17 MEADOW GREEN
- 18 SOFT BLUE
- 19 SAND
- 20 DARK SAGE
- 21 MIDNIGHT BLUE

Wood

- DZ01 FLAT CUT WALNUT
- DZ02 RIFT CUT OAK

5. Frame Finish



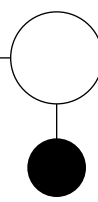
Powder Coat +68

- | | | |
|----------------|--------------------|----------------|
| BL BLUE | LL LILAC GRAY | OC OCHRE |
| BM BLACK MATTE | LP LIGHT PISTACHIO | PY PALE YELLOW |
| CP CHAMPAGNE | LR LIPSTICK RED | RO RED ORANGE |
| DB DARK BRONZE | MB MIDNIGHT BLUE | RR RUSTY RED |
| DG DARK GRAY | MG MEADOW GREEN | SB SOFT BLUE |
| DP DUSTY PINK | MK MILK | SD SAND |
| DS DARK SAGE | MS METALLIC SILVER | TC TERRACOTTA |
| LG LIGHT GRAY | NK NICKEL | TP TAUPE |

Other

- AL POLISHED ALUMINUM

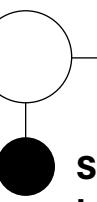
6. Options



CONTRASTING
CT THREAD

CT unavailable on Seat Pads (Styles 20 or 60)


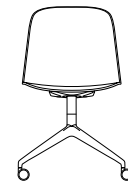



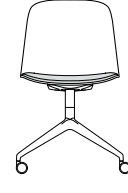


7. Upholstery



See general information section for details on textile program and COM/COL information.

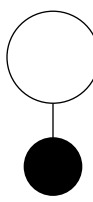
Verve

NON-STACKING CHAIR: FOUR BLADE FIXED

TITLE	SHELL/UPHOLSTERY	SERIES	FRAME	ARM	UPH	DIMENSIONS	YDG	SQFT	Textile Upholstery Grades													Leather Upholstery Grades					
									COM	COL	COM	A	B	C	D	E	F	G	H	I	J	K	L	M	W	X	Y
Non-Stacking Chair, Four Blade Fixed	 Plastic Shell	VR	31	1	10	18.7W x 29D x 33H	-	-	587	-	-	-	-	-	-	-	-	-	-	-	-	-	-	-	-	-	-
	 Wood Shell	VR	31	1	50	18.7W x 29D x 33H	-	-	1,383	-	-	-	-	-	-	-	-	-	-	-	-	-	-	-	-	-	
Non-Stacking Chair, Four Blade Fixed	 Plastic Shell, Seat Pad	VR	31	1	20	18.7W x 29D x 33H	0.4	7	767	798	815	833	849	867	888	903	926	955	990	1,025	1,058	1,091	941	972	1,136	1,173	1,308
	 Wood Shell, Seat Pad	VR	31	1	60	18.7W x 29D x 33H	0.4	7	1,564	1,595	1,612	1,630	1,646	1,664	1,685	1,700	1,723	1,752	1,787	1,822	1,855	1,888	1,738	1,769	1,933	1,970	2,105
Non-Stacking Chair, Four Blade Fixed	 Plastic Shell, Loose Seat Pad	VR	31	1	25	18.7W x 29D x 33H	0.5	7	809	840	858	873	892	908	928	945	968	997	1,032	1,066	1,099	1,133	982	1,013	1,177	1,214	1,350
	 Wood Shell, Loose Seat Pad	VR	31	1	65	18.7W x 29D x 33H	0.5	7	1,605	1,636	1,654	1,669	1,688	1,704	1,724	1,741	1,764	1,793	1,828	1,862	1,895	1,929	1,778	1,809	1,973	2,010	2,146
Non-Stacking Chair, Four Blade Fixed	 Plastic Shell, Upholstered Liner	VR	31	1	30	19.6W x 29D x 33.5H	0.8	11	906	969	1,002	1,035	1,071	1,105	1,141	1,180	1,223	1,280	1,349	1,417	1,485	1,554	1,190	1,247	1,516	1,577	1,800
Non-Stacking Chair, Four Blade Fixed	 Fully Upholstered	VR	31	1	40	19.6W x 29D x 33.5H	1.4	0	1,002	1,112	1,172	1,230	1,291	1,349	1,417	1,481	1,557	1,658	1,779	1,898	2,016	2,136	-	-	-	-	-

To Order Select Below

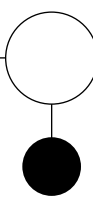
1. Series/Style/Arm



VR311

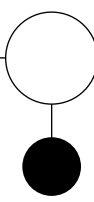
Verve Non-Stacking Chair, Four Blade Fixed

2. Upholstery



- 10 PLASTIC SHELL
- 20 PLASTIC SHELL, SEAT PAD
- 25 PLASTIC SHELL, LOOSE SEAT PAD
- 30 PLASTIC SHELL, UPHOLSTERED LINER
- 40 FULLY UPHOLSTERED
- 50 WOOD SHELL
- 60 WOOD SHELL, SEAT PAD
- 65 WOOD SHELL, LOOSE SEAT PAD

3. Caster or Glide



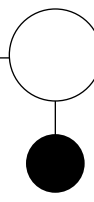
Caster

- C1 HARD, BLACK
- C2 HARD, MILK WITH LIGHT GRAY TIRE
- C3 HARD, LIGHT GRAY
- CS1 SOFT, BLACK **+44**
- CS2 SOFT, MILK WITH LIGHT GRAY TIRE **+44**
- CS3 SOFT, LIGHT GRAY **+44**

Glide

- PG PLASTIC GLIDES
- FG PLASTIC GLIDES WITH FELT PADS

4. Shell Finish



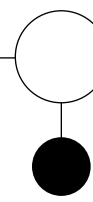
Plastic

- 01 BLACK MATTE
- 02 MILK
- 03 LIGHT GRAY
- 12 DARK GRAY
- 17 MEADOW GREEN
- 18 SOFT BLUE
- 19 SAND
- 20 DARK SAGE
- 21 MIDNIGHT BLUE

Wood

- DZ01 FLAT CUT WALNUT
- DZ02 RIFT CUT OAK

5. Frame Finish



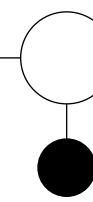
Powder Coat +55

- | | | |
|----------------|--------------------|----------------|
| BL BLUE | LL LILAC GRAY | OC OCHRE |
| BM BLACK MATTE | LP LIGHT PISTACHIO | PY PALE YELLOW |
| CP CHAMPAGNE | LR LIPSTICK RED | RO RED ORANGE |
| DB DARK BRONZE | MB MIDNIGHT BLUE | RR RUSTY RED |
| DG DARK GRAY | MG MEADOW GREEN | SB SOFT BLUE |
| DP DUSTY PINK | MK MILK | SD SAND |
| DS DARK SAGE | MS METALLIC SILVER | TC TERRACOTTA |
| LG LIGHT GRAY | NK NICKEL | TP TAUPE |

Other

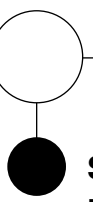
- AL POLISHED ALUMINUM

6. Options



- CONTRASTING THREAD
- CT CT unavailable on Seat Pads (Styles 20 or 60)




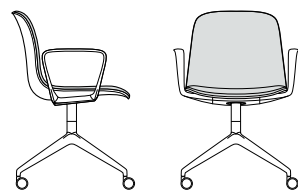

7. Upholstery



See general information section for details on textile program and COM/COL information.

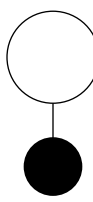
Verve

NON-STACKING CHAIR: FOUR BLADE FIXED, ARM

TITLE	SHELL/UPHOLSTERY	SERIES	FRAME	ARM	UPH	DIMENSIONS	COM	COL	Textile Upholstery Grades														Leather Upholstery Grades				
									YDG	SQFT	COM	A	B	C	D	E	F	G	H	I	J	K	L	M	W	X	Y
Non-Stacking Chair, Four Blade Fixed, Arm 	Plastic Shell	VR	31	2	10	23.2W x 29D x 33H	-	-	760	-	-	-	-	-	-	-	-	-	-	-	-	-	-	-	-	-	-
	Wood Shell	VR	31	2	50	23.2W x 29D x 33H	-	-	1,556	-	-	-	-	-	-	-	-	-	-	-	-	-	-	-	-	-	
Non-Stacking Chair, Four Blade Fixed, Arm 	Plastic Shell, Seat Pad	VR	31	2	20	23.2W x 29D x 33H	0.4	7	940	971	988	1,006	1,022	1,040	1,061	1,076	1,099	1,128	1,163	1,198	1,231	1,264	1,114	1,145	1,309	1,346	1,481
	Wood Shell, Seat Pad	VR	31	2	60	23.2W x 29D x 33H	0.4	7	1,737	1,768	1,785	1,803	1,819	1,837	1,858	1,873	1,896	1,925	1,960	1,995	2,028	2,061	1,911	1,942	2,106	2,143	2,278
Non-Stacking Chair, Four Blade Fixed, Arm 	Plastic Shell, Loose Seat Pad	VR	31	2	25	23.2W x 29D x 33H	0.5	7	982	1,013	1,031	1,046	1,065	1,081	1,101	1,118	1,141	1,170	1,205	1,239	1,272	1,306	1,155	1,186	1,350	1,387	1,523
	Wood Shell, Loose Seat Pad	VR	31	2	65	23.2W x 29D x 33H	0.5	7	1,778	1,809	1,827	1,842	1,861	1,877	1,897	1,914	1,937	1,966	2,001	2,035	2,068	2,102	1,951	1,982	2,146	2,183	2,319
Non-Stacking Chair, Four Blade Fixed, Arm 	Plastic Shell, Upholstered Liner	VR	31	2	30	23.2W x 29D x 33.5H	0.8	11	1,079	1,142	1,175	1,208	1,244	1,278	1,314	1,353	1,396	1,453	1,522	1,590	1,658	1,727	1,363	1,420	1,689	1,750	1,973
Non-Stacking Chair, Four Blade Fixed, Arm 	Fully Upholstered	VR	31	2	40	23.2W x 29D x 33.5H	1.4	0	1,175	1,285	1,345	1,403	1,464	1,522	1,590	1,654	1,730	1,831	1,952	2,071	2,189	2,309	-	-	-	-	-

To Order Select Below

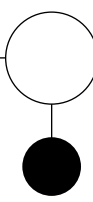
1. Series/Style/Arm



VR302

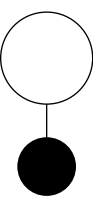
Verve Non-Stacking Chair, Four Blade Fixed, Arm

2. Upholstery



- 10 PLASTIC SHELL
- 20 PLASTIC SHELL, SEAT PAD
- 25 PLASTIC SHELL, LOOSE SEAT PAD
- 30 PLASTIC SHELL, UPHOLSTERED LINER
- 40 FULLY UPHOLSTERED
- 50 WOOD SHELL
- 60 WOOD SHELL, SEAT PAD
- 65 WOOD SHELL, LOOSE SEAT PAD

3. Caster or Glide



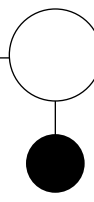
Caster

- C1 HARD, BLACK
- C2 HARD, MILK WITH LIGHT GRAY TIRE
- C3 HARD, LIGHT GRAY
- CS1 SOFT, BLACK **+44**
- CS2 SOFT, MILK WITH LIGHT GRAY TIRE **+44**
- CS3 SOFT, LIGHT GRAY **+44**

Glide

- PG PLASTIC GLIDES
- FG PLASTIC GLIDES WITH FELT PADS

4. Shell Finish



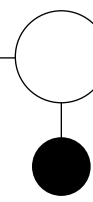
Plastic

- 01 BLACK MATTE
- 02 MILK
- 03 LIGHT GRAY
- 12 DARK GRAY
- 17 MEADOW GREEN
- 18 SOFT BLUE
- 19 SAND
- 20 DARK SAGE
- 21 MIDNIGHT BLUE

Wood

- DZ01 FLAT CUT WALNUT
- DZ02 RIFT CUT OAK

5. Frame Finish



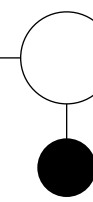
Powder Coat +68

- | | | |
|----------------|--------------------|----------------|
| BL BLUE | LL LILAC GRAY | OC OCHRE |
| BM BLACK MATTE | LP LIGHT PISTACHIO | PY PALE YELLOW |
| CP CHAMPAGNE | LR LIPSTICK RED | RO RED ORANGE |
| DB DARK BRONZE | MB MIDNIGHT BLUE | RR RUSTY RED |
| DG DARK GRAY | MG MEADOW GREEN | SB SOFT BLUE |
| DP DUSTY PINK | MK MILK | SD SAND |
| DS DARK SAGE | MS METALLIC SILVER | TC TERRACOTTA |
| LG LIGHT GRAY | NK NICKEL | TP TAUPE |

Other

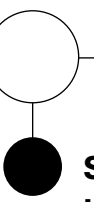
- AL POLISHED ALUMINUM

6. Options



- CONTRASTING THREAD
- CT CT unavailable on Seat Pads (Styles 20 or 60)

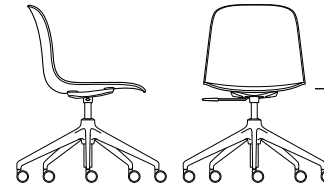
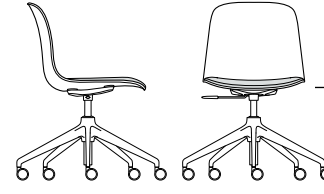
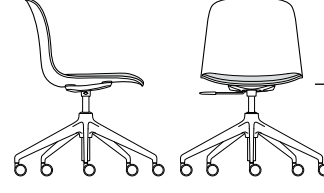
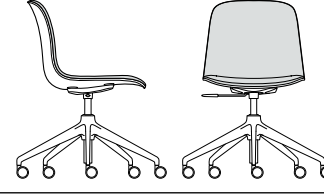
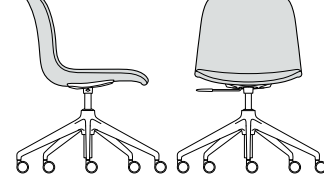
7. Upholstery



See general information section for details on textile program and COM/COL information.

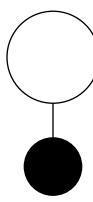
Verve

NON-STACKING CHAIR: FIVE BLADE

TITLE	SHELL/UPHOLSTERY	SERIES	FRAME	ARM	UPH	DIMENSIONS	YDG	COL	Textile Upholstery Grades													Leather Upholstery Grades					
									COM	COL	COM	A	B	C	D	E	F	G	H	I	J	K	L	M	W	X	Y
Non-Stacking Chair, Five Blade 	Plastic Shell	VR	35	1	10	29W x 29D x 30.6 - 35.9H	-	-	655	-	-	-	-	-	-	-	-	-	-	-	-	-	-	-	-	-	-
	Wood Shell	VR	35	1	50	29W x 29D x 30.6 - 35.9H	-	-	1,451	-	-	-	-	-	-	-	-	-	-	-	-	-	-	-	-	-	
Non-Stacking Chair, Five Blade 	Plastic Shell, Seat Pad	VR	35	1	20	29W x 29D x 30.6 - 35.9H	0.4	7	835	866	883	901	917	935	956	971	994	1,023	1,058	1,093	1,126	1,159	1,009	1,040	1,204	1,241	1,376
	Wood Shell, Seat Pad	VR	35	1	60	29W x 29D x 30.6 - 35.9H	0.4	7	1,632	1,663	1,680	1,698	1,714	1,732	1,753	1,768	1,791	1,820	1,855	1,890	1,923	1,956	1,806	1,837	2,001	2,038	2,173
Non-Stacking Chair, Five Blade 	Plastic Shell, Loose Seat Pad	VR	35	1	25	29W x 29D x 30.6 - 35.9H	0.5	7	877	908	926	941	960	976	996	1,013	1,036	1,065	1,100	1,134	1,167	1,201	1,050	1,081	1,245	1,282	1,418
	Wood Shell, Loose Seat Pad	VR	35	1	65	29W x 29D x 30.6 - 35.9H	0.5	7	1,673	1,704	1,722	1,737	1,756	1,772	1,792	1,809	1,832	1,861	1,896	1,930	1,963	1,997	1,846	1,877	2,041	2,078	2,214
Non-Stacking Chair, Five Blade 	Plastic Shell, Upholstered Liner	VR	35	1	30	29W x 29D x 31.1 - 36.4H	0.8	11	974	1,037	1,070	1,103	1,139	1,173	1,209	1,248	1,291	1,348	1,417	1,485	1,553	1,622	1,258	1,315	1,584	1,645	1,868
Non-Stacking Chair, Five Blade 	Fully Upholstered	VR	35	1	40	29W x 29D x 31.1 - 36.4H	1.4	0	1,070	1,180	1,240	1,298	1,359	1,417	1,485	1,549	1,625	1,726	1,847	1,966	2,084	2,204	-	-	-	-	-

To Order Select Below

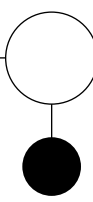
1. Series/Style/Arm



VR351

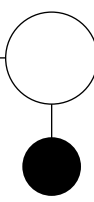
Verve Non-Stacking Chair, Five Blade

2. Upholstery



- 10 PLASTIC SHELL
- 20 PLASTIC SHELL, SEAT PAD
- 25 PLASTIC SHELL, LOOSE SEAT PAD
- 30 PLASTIC SHELL, UPHOLSTERED LINER
- 40 FULLY UPHOLSTERED
- 50 WOOD SHELL
- 60 WOOD SHELL, SEAT PAD
- 65 WOOD SHELL, LOOSE SEAT PAD

3. Caster or Glide



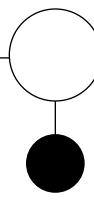
Caster

- C1 HARD, BLACK
- C2 HARD, MILK WITH LIGHT GRAY TIRE
- C3 HARD, LIGHT GRAY
- CS1 SOFT, BLACK **+44**
- CS2 SOFT, MILK WITH LIGHT GRAY TIRE **+44**
- CS3 SOFT, LIGHT GRAY **+44**

Glide

- PG PLASTIC GLIDES
- FG PLASTIC GLIDES WITH FELT PADS

4. Shell Finish



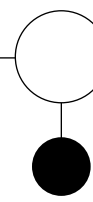
Plastic

- 01 BLACK MATTE
- 02 MILK
- 03 LIGHT GRAY
- 12 DARK GRAY
- 17 MEADOW GREEN
- 18 SOFT BLUE
- 19 SAND
- 20 DARK SAGE
- 21 MIDNIGHT BLUE

Wood

- DZ01 FLAT CUT WALNUT
- DZ02 RIFT CUT OAK

5. Frame Finish



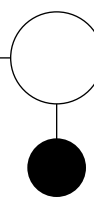
Powder Coat +55

- | | | |
|----------------|--------------------|----------------|
| BL BLUE | LL LILAC GRAY | OC OCHRE |
| BM BLACK MATTE | LP LIGHT PISTACHIO | PY PALE YELLOW |
| CP CHAMPAGNE | LR LIPSTICK RED | RO RED ORANGE |
| DB DARK BRONZE | MB MIDNIGHT BLUE | RR RUSTY RED |
| DG DARK GRAY | MG MEADOW GREEN | SB SOFT BLUE |
| DP DUSTY PINK | MK MILK | SD SAND |
| DS DARK SAGE | MS METALLIC SILVER | TC TERRACOTTA |
| LG LIGHT GRAY | NK NICKEL | TP TAUPE |

Other

- AL POLISHED ALUMINUM

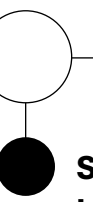
6. Options



- CONTRASTING THREAD

CT unavailable on Seat Pads (Styles 20 or 60)

7. Upholstery

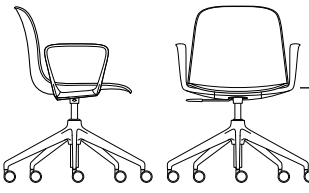


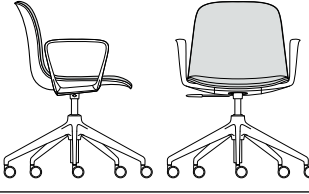



See general information section for details on textile program and COM/COL information.

Cylinder and lever handles match caster color selected. On chairs with glides, cylinders and lever handles are black, unless Milk or Light Gray is the selected frame color. Exception: Polished Aluminum frames will ship with chrome cylinders.

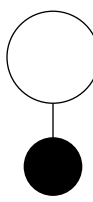
Verve

NON-STACKING CHAIR: FIVE BLADE, ARM

TITLE	SHELL/UPHOLSTERY	SERIES	FRAME	ARM	UPH	DIMENSIONS	YDG	SQFT	Textile Upholstery Grades													Leather Upholstery Grades					
									COM	COL	COM	A	B	C	D	E	F	G	H	I	J	K	L	M	W	X	Y
Non-Stacking Chair, Five Blade, Arm 	Plastic Shell	VR	35	2	10	29W x 29D x 30.6 - 35.9H	-	-	828	-	-	-	-	-	-	-	-	-	-	-	-	-	-	-	-	-	-
	Wood Shell	VR	35	2	50	29W x 29D x 30.6 - 35.9H	-	-	1,624	-	-	-	-	-	-	-	-	-	-	-	-	-	-	-	-	-	
Non-Stacking Chair, Five Blade, Arm 	Plastic Shell, Seat Pad	VR	35	2	20	29W x 29D x 30.6 - 35.9H	0.4	7	1,008	1,039	1,056	1,074	1,090	1,108	1,129	1,144	1,167	1,196	1,231	1,266	1,299	1,332	1,182	1,213	1,377	1,414	1,549
	Wood Shell, Seat Pad	VR	35	2	60	29W x 29D x 30.6 - 35.9H	0.4	7	1,805	1,836	1,853	1,871	1,887	1,905	1,926	1,941	1,964	1,993	2,028	2,063	2,096	2,129	1,979	2,010	2,174	2,211	2,346
Non-Stacking Chair, Five Blade, Arm 	Plastic Shell, Loose Seat Pad	VR	35	2	25	29W x 29D x 30.6 - 35.9H	0.5	7	1,050	1,081	1,099	1,114	1,133	1,149	1,169	1,186	1,209	1,238	1,273	1,307	1,340	1,374	1,223	1,254	1,418	1,455	1,591
	Wood Shell, Loose Seat Pad	VR	35	2	65	29W x 29D x 30.6 - 35.9H	0.5	7	1,846	1,877	1,895	1,910	1,929	1,945	1,965	1,982	2,005	2,034	2,069	2,103	2,136	2,170	2,019	2,050	2,214	2,251	2,387
Non-Stacking Chair, Five Blade, Arm 	Plastic Shell, Upholstered Liner	VR	35	2	30	29W x 29D x 31.1 - 36.4H	0.8	11	1,147	1,210	1,243	1,276	1,312	1,346	1,382	1,421	1,464	1,521	1,590	1,658	1,726	1,795	1,431	1,488	1,757	1,818	2,041
Non-Stacking Chair, Five Blade, Arm 	Fully Upholstered	VR	35	2	40	29W x 29D x 31.1 - 36.4H	1.4	0	1,243	1,353	1,413	1,471	1,532	1,590	1,658	1,722	1,798	1,899	2,020	2,139	2,257	2,377	-	-	-	-	-

To Order Select Below

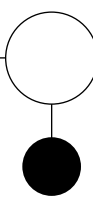
1. Series/Style/Arm



VR352

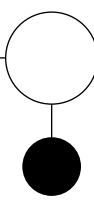
Verve Non-Stacking Chair, Five Blade, Arm

2. Upholstery



- 10 PLASTIC SHELL
- 20 PLASTIC SHELL, SEAT PAD
- 25 PLASTIC SHELL, LOOSE SEAT PAD
- 30 PLASTIC SHELL, UPHOLSTERED LINER
- 40 FULLY UPHOLSTERED
- 50 WOOD SHELL
- 60 WOOD SHELL, SEAT PAD
- 65 WOOD SHELL, LOOSE SEAT PAD

3. Caster or Glide



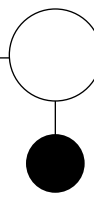
Caster

- C1 HARD, BLACK
- C2 HARD, MILK WITH LIGHT GRAY TIRE
- C3 HARD, LIGHT GRAY
- CS1 SOFT, BLACK **+44**
- CS2 SOFT, MILK WITH LIGHT GRAY TIRE **+44**
- CS3 SOFT, LIGHT GRAY **+44**

Glide

- PG PLASTIC GLIDES
- FG PLASTIC GLIDES WITH FELT PADS

4. Shell Finish



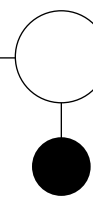
Plastic

- 01 BLACK MATTE
- 02 MILK
- 03 LIGHT GRAY
- 12 DARK GRAY
- 17 MEADOW GREEN
- 18 SOFT BLUE
- 19 SAND
- 20 DARK SAGE
- 21 MIDNIGHT BLUE

Wood

- DZ01 FLAT CUT WALNUT
- DZ02 RIFT CUT OAK

5. Frame Finish



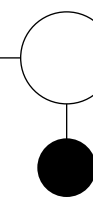
Powder Coat +68

- | | | |
|----------------|--------------------|----------------|
| BL BLUE | LL LILAC GRAY | OC OCHRE |
| BM BLACK MATTE | LP LIGHT PISTACHIO | PY PALE YELLOW |
| CP CHAMPAGNE | LR LIPSTICK RED | RO RED ORANGE |
| DB DARK BRONZE | MB MIDNIGHT BLUE | RR RUSTY RED |
| DG DARK GRAY | MG MEADOW GREEN | SB SOFT BLUE |
| DP DUSTY PINK | MK MILK | SD SAND |
| DS DARK SAGE | MS METALLIC SILVER | TC TERRACOTTA |
| LG LIGHT GRAY | NK NICKEL | TP TAUPE |

Other

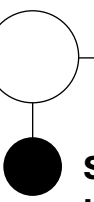
- AL POLISHED ALUMINUM

6. Options



- CONTRASTING THREAD
- CT CT unavailable on Seat Pads (Styles 20 or 60)

7. Upholstery













See general information section for details on textile program and COM/COL information.

Cylinder and lever handles match caster color selected. On chairs with glides, cylinders and lever handles are black, unless Milk or Light Gray is the selected frame color. Exception: Polished Aluminum frames will ship with chrome cylinders.

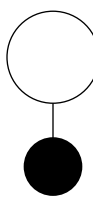
Verve

NON-STACKING CHAIR: SLED

TITLE	SHELL/UPHOLSTERY	SERIES	FRAME	ARM	UPH	DIMENSIONS	YDG	SQFT	Textile Upholstery Grades													Leather Upholstery Grades						
									COM	COL	COM	A	B	C	D	E	F	G	H	I	J	K	L	M	W	X	Y	E1
Non-Stacking Chair, Sled  	Plastic Shell	VR	51	1	10	18.7W x 21.8D x 33.3H	-	-	524	-	-	-	-	-	-	-	-	-	-	-	-	-	-	-	-	-	-	-
	Wood Shell	VR	51	1	50	18.7W x 21.8D x 33.3H	-	-	1,320	-	-	-	-	-	-	-	-	-	-	-	-	-	-	-	-	-	-	-
Non-Stacking Chair, Sled  	Plastic Shell, Seat Pad	VR	51	1	20	18.7W x 21.8D x 33.3H	0.4	7	704	735	752	770	786	804	825	840	863	892	927	962	995	1,028	878	909	1,073	1,110	1,245	
	Wood Shell, Seat Pad	VR	51	1	60	18.7W x 21.8D x 33.3H	0.4	7	1,501	1,532	1,549	1,567	1,583	1,601	1,622	1,637	1,660	1,689	1,724	1,759	1,792	1,825	1,675	1,706	1,870	1,907	2,042	
Non-Stacking Chair, Sled  	Plastic Shell, Loose Seat Pad	VR	51	1	25	18.7W x 21.8D x 33.3H	0.5	7	746	777	795	810	829	845	865	882	905	934	969	1,003	1,036	1,070	919	950	1,114	1,151	1,287	
	Wood Shell, Loose Seat Pad	VR	51	1	65	18.7W x 21.8D x 33.3H	0.5	7	1,542	1,573	1,591	1,606	1,625	1,641	1,661	1,678	1,701	1,730	1,765	1,799	1,832	1,866	1,715	1,746	1,910	1,947	2,083	
Non-Stacking Chair, Sled  	Plastic Shell, Upholstered Liner	VR	51	1	30	19.6W x 22.7D x 33.8H	0.8	11	843	906	939	972	1,008	1,042	1,078	1,117	1,160	1,217	1,286	1,354	1,422	1,491	1,127	1,184	1,453	1,514	1,737	
Non-Stacking Chair, Sled  	Fully Upholstered	VR	51	1	40	19.6W x 22.7D x 33.8H	1.4	0	939	1,049	1,109	1,167	1,228	1,286	1,354	1,418	1,494	1,595	1,716	1,835	1,953	2,073	-	-	-	-	-	

To Order Select Below

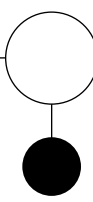
1. Series/Style/Arm



VR511

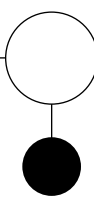
Verve Non-Stacking Chair, Sled

2. Upholstery



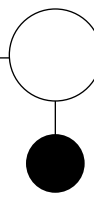
- 10 PLASTIC SHELL
- 20 PLASTIC SHELL, SEAT PAD
- 25 PLASTIC SHELL, LOOSE SEAT PAD
- 30 PLASTIC SHELL, UPHOLSTERED LINER
- 40 FULLY UPHOLSTERED
- 50 WOOD SHELL
- 60 WOOD SHELL, SEAT PAD
- 65 WOOD SHELL, LOOSE SEAT PAD

3. Glide



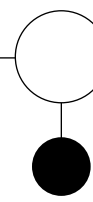
- Glide**
- PG PLASTIC GLIDES
- FG PLASTIC GLIDES WITH FELT PADS

4. Shell Finish



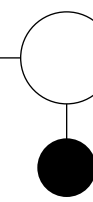
- Plastic**
 - 01 BLACK MATTE
 - 02 MILK
 - 03 LIGHT GRAY
 - 12 DARK GRAY
 - 17 MEADOW GREEN
 - 18 SOFT BLUE
 - 19 SAND
 - 20 DARK SAGE
 - 21 MIDNIGHT BLUE
- Wood**
 - DZ01 FLAT CUT WALNUT
 - DZ02 RIFT CUT OAK

5. Frame Finish



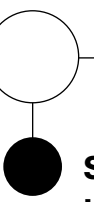
- Powder Coat**
 - BL BLUE
 - BM BLACK MATTE
 - CP CHAMPAGNE
 - DB DARK BRONZE
 - DG DARK GRAY
 - DP DUSTY PINK
 - DS DARK SAGE
 - LG LIGHT GRAY
 - LL LILAC GRAY
 - LP LIGHT PISTACHIO
 - LR LIPSTICK RED
 - MB MIDNIGHT BLUE
 - MG MEADOW GREEN
 - MK MILK
 - MS METALLIC SILVER
 - NK NICKEL
 - OC OCHRE
 - PY PALE YELLOW
 - RO RED ORANGE
 - RR RUSTY RED
 - SB SOFT BLUE
 - SD SAND
 - TC TERRACOTTA
 - TP TAUPE
- Other**
 - CH CHROME

6. Options



- CONTRASTING THREAD
- CT
- CT unavailable on Seat Pads (Styles 20 or 60)






7. Upholstery



See general information section for details on textile program and COM/COL information.

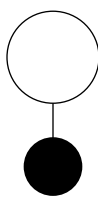
Verve

NON-STACKING CHAIR: FOUR LEG STEEL

TITLE	SHELL/UPHOLSTERY	SERIES	FRAME	ARM	UPH	DIMENSIONS	COM	COL	Textile Upholstery Grades														Leather Upholstery Grades				
									YDG	SQFT	COM	A	B	C	D	E	F	G	H	I	J	K	L	M	W	X	Y
Non-Stacking Chair, Four Leg Steel 	Plastic Shell	VR	11	1	10	18.7W x 21.8D x 33.1H	-	-	524	-	-	-	-	-	-	-	-	-	-	-	-	-	-	-	-	-	-
	Wood Shell	VR	11	1	50	18.7W x 21.8D x 33.1H	-	-	1,320	-	-	-	-	-	-	-	-	-	-	-	-	-	-	-	-	-	
Non-Stacking Chair, Four Leg Steel 	Plastic Shell, Seat Pad	VR	11	1	20	18.7W x 21.8D x 33.1H	0.4	7	704	735	752	770	786	804	825	840	863	892	927	962	995	1,028	878	909	1,073	1,110	1,245
	Wood Shell, Seat Pad	VR	11	1	60	18.7W x 21.8D x 33.1H	0.4	7	1,501	1,532	1,549	1,567	1,583	1,601	1,622	1,637	1,660	1,689	1,724	1,759	1,792	1,825	1,675	1,706	1,870	1,907	2,042
Non-Stacking Chair, Four Leg Steel 	Plastic Shell, Loose Seat Pad	VR	11	1	25	18.7W x 21.8D x 33.1H	0.5	7	746	777	795	810	829	845	865	882	905	934	969	1,003	1,036	1,070	919	950	1,114	1,151	1,287
	Wood Shell, Loose Seat Pad	VR	11	1	65	18.7W x 21.8D x 33.1H	0.5	7	1,542	1,573	1,591	1,606	1,625	1,641	1,661	1,678	1,701	1,730	1,765	1,799	1,832	1,866	1,715	1,746	1,910	1,947	2,083
Non-Stacking Chair, Four Leg Steel 	Plastic Shell, Upholstered Liner	VR	11	1	30	19.6W x 22.7D x 33.6H	0.8	11	843	906	939	972	1,008	1,042	1,078	1,117	1,160	1,217	1,286	1,354	1,422	1,491	1,127	1,184	1,453	1,514	1,737
Non-Stacking Chair, Four Leg Steel 	Fully Upholstered	VR	11	1	40	19.6W x 22.7D x 33.6H	1.4	0	939	1,049	1,109	1,167	1,228	1,286	1,354	1,418	1,494	1,595	1,716	1,835	1,953	2,073	-	-	-	-	-

To Order Select Below

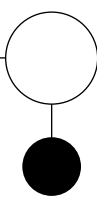
1. Series/Style/Arm



VR111

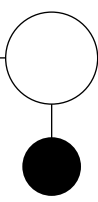
Verve Non-Stacking Chair, Four Leg Steel

2. Upholstery



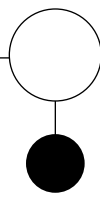
- 10 PLASTIC SHELL
- 20 PLASTIC SHELL, SEAT PAD
- 25 PLASTIC SHELL, LOOSE SEAT PAD
- 30 PLASTIC SHELL, UPHOLSTERED LINER
- 40 FULLY UPHOLSTERED
- 50 WOOD SHELL
- 60 WOOD SHELL, SEAT PAD
- 65 WOOD SHELL, LOOSE SEAT PAD

3. Glide



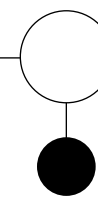
- Glide**
- PG PLASTIC GLIDES
- FG PLASTIC GLIDES WITH FELT PADS

4. Shell Finish



- Plastic**
 - 01 BLACK MATTE
 - 02 MILK
 - 03 LIGHT GRAY
 - 12 DARK GRAY
 - 17 MEADOW GREEN
 - 18 SOFT BLUE
 - 19 SAND
 - 20 DARK SAGE
 - 21 MIDNIGHT BLUE
- Wood**
 - DZ01 FLAT CUT WALNUT
 - DZ02 RIFT CUT OAK

5. Frame Finish

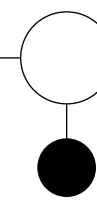


- Powder Coat**
- BL BLUE
- BM BLACK MATTE
- CP CHAMPAGNE
- DB DARK BRONZE
- DG DARK GRAY
- DP DUSTY PINK
- DS DARK SAGE
- LG LIGHT GRAY
- LL LILAC GRAY
- LP LIGHT PISTACHIO
- LR LIPSTICK RED
- MB MIDNIGHT BLUE
- MG MEADOW GREEN
- MK MILK
- MS METALLIC SILVER
- NK NICKEL
- OC OCHRE
- PY PALE YELLOW
- RO RED ORANGE
- RR RUSTY RED
- SB SOFT BLUE
- SD SAND
- TC TERRACOTTA
- TP TAUPE

Other

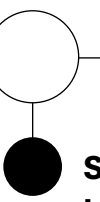
- CH CHROME

6. Options



- CONTRASTING THREAD
- CT unavailable on Seat Pads (Styles 20 or 60)






7. Upholstery



See general information section for details on textile program and COM/COL information.

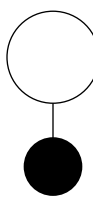
Verve

NON-STACKING CHAIR: FOUR LEG ALUMINUM

TITLE	SHELL/UPHOLSTERY	SERIES	FRAME	ARM	UPH	DIMENSIONS	YDG	SQFT	Textile Upholstery Grades														Leather Upholstery Grades				
									COM	COL	COM	A	B	C	D	E	F	G	H	I	J	K	L	M	W	X	Y
Non-Stacking Chair, Four Leg Aluminum 	Plastic Shell	VR	12	1	10	18.7W x 21.8D x 33.1H	-	-	649	-	-	-	-	-	-	-	-	-	-	-	-	-	-	-	-	-	-
	Wood Shell	VR	12	1	50	18.7W x 21.8D x 33.1H	-	-	1,445	-	-	-	-	-	-	-	-	-	-	-	-	-	-	-	-	-	
Non-Stacking Chair, Four Leg Aluminum 	Plastic Shell, Seat Pad	VR	12	1	20	18.7W x 21.8D x 33.1H	0.4	7	829	860	877	895	911	929	950	965	988	1,017	1,052	1,087	1,120	1,153	1,003	1,034	1,198	1,235	1,370
	Wood Shell, Seat Pad	VR	12	1	60	18.7W x 21.8D x 33.1H	0.4	7	1,626	1,657	1,674	1,692	1,708	1,726	1,747	1,762	1,785	1,814	1,849	1,884	1,917	1,950	1,800	1,831	1,995	2,032	2,167
Non-Stacking Chair, Four Leg Aluminum 	Plastic Shell, Loose Seat Pad	VR	12	1	25	18.7W x 21.8D x 33.1H	0.5	7	871	902	920	935	954	970	990	1,007	1,030	1,059	1,094	1,128	1,161	1,195	1,044	1,075	1,239	1,276	1,412
	Wood Shell, Loose Seat Pad	VR	12	1	65	18.7W x 21.8D x 33.1H	0.5	7	1,667	1,698	1,716	1,731	1,750	1,766	1,786	1,803	1,826	1,855	1,890	1,924	1,957	1,991	1,840	1,871	2,035	2,072	2,208
Non-Stacking Chair, Four Leg Aluminum 	Plastic Shell, Upholstered Liner	VR	12	1	30	19.6W x 22.7D x 33.6H	0.8	11	968	1,031	1,064	1,097	1,133	1,167	1,203	1,242	1,285	1,342	1,411	1,479	1,547	1,616	1,252	1,309	1,578	1,639	1,862
Non-Stacking Chair, Four Leg Aluminum 	Fully Upholstered	VR	12	1	40	19.6W x 22.7D x 33.6H	1.4	0	1,064	1,174	1,234	1,292	1,353	1,411	1,479	1,543	1,619	1,720	1,841	1,960	2,078	2,198	-	-	-	-	-

To Order Select Below

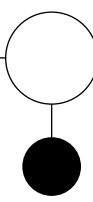
1. Series/Style/Arm



VR121

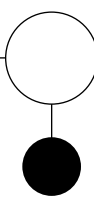
Verve Non-Stacking Chair, Four Leg Aluminum

2. Upholstery



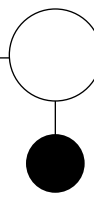
- 10 PLASTIC SHELL
- 20 PLASTIC SHELL, SEAT PAD
- 25 PLASTIC SHELL, LOOSE SEAT PAD
- 30 PLASTIC SHELL, UPHOLSTERED LINER
- 40 FULLY UPHOLSTERED
- 50 WOOD SHELL
- 60 WOOD SHELL, SEAT PAD
- 65 WOOD SHELL, LOOSE SEAT PAD

3. Glide



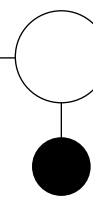
- Glide**
- PG PLASTIC GLIDES

4. Shell Finish



- Plastic**
 - 01 BLACK MATTE
 - 02 MILK
 - 03 LIGHT GRAY
 - 12 DARK GRAY
 - 17 MEADOW GREEN
 - 18 SOFT BLUE
 - 19 SAND
 - 20 DARK SAGE
 - 21 MIDNIGHT BLUE
- Wood**
 - DZ01 FLAT CUT WALNUT
 - DZ02 RIFT CUT OAK

5. Frame Finish

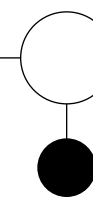


- Powder Coat +26**
- BL BLUE
- BM BLACK MATTE
- CP CHAMPAGNE
- DB DARK BRONZE
- DG DARK GRAY
- DP DUSTY PINK
- DS DARK SAGE
- LG LIGHT GRAY
- LL LILAC GRAY
- LP LIGHT PISTACHIO
- LR LIPSTICK RED
- MB MIDNIGHT BLUE
- MG MEADOW GREEN
- MK MILK
- MS METALLIC SILVER
- NK NICKEL
- OC OCHRE
- PY PALE YELLOW
- RO RED ORANGE
- RR RUSTY RED
- SB SOFT BLUE
- SD SAND
- TC TERRACOTTA
- TP TAUPE

Other

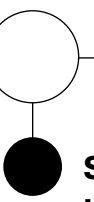
- AL POLISHED ALUMINUM

6. Options



- CONTRASTING THREAD
- CT
- CT unavailable on Seat Pads (Styles 20 or 60)











7. Upholstery



See general information section for details on textile program and COM/COL information.

Verve

NON-STACKING CHAIR: FOUR LEG WOOD


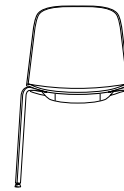



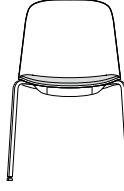


TITLE	SHELL/UPHOLSTERY	SERIES	FRAME	ARM	UPH	DIMENSIONS	YDG	SQFT	Textile Upholstery Grades													Leather Upholstery Grades					
									COM	COL	COM	A	B	C	D	E	F	G	H	I	J	K	L	M	W	X	Y
Non-Stacking Chair, Four Leg Wood  	Plastic Shell	VR	13	1	10	18.7W x 21.8D x 32.8H	-	-	854	-	-	-	-	-	-	-	-	-	-	-	-	-	-	-	-	-	-
	Wood Shell	VR	13	1	50	18.7W x 21.8D x 32.8H	-	-	1,650	-	-	-	-	-	-	-	-	-	-	-	-	-	-	-	-	-	
Non-Stacking Chair, Four Leg Wood  	Plastic Shell, Seat Pad	VR	13	1	20	18.7W x 21.8D x 32.8H	0.4	7	1,034	1,065	1,082	1,100	1,116	1,134	1,155	1,170	1,193	1,222	1,257	1,292	1,325	1,358	1,208	1,239	1,403	1,440	1,575
	Wood Shell, Seat Pad	VR	13	1	60	18.7W x 21.8D x 32.8H	0.4	7	1,831	1,862	1,879	1,897	1,913	1,931	1,952	1,967	1,990	2,019	2,054	2,089	2,122	2,155	2,005	2,036	2,200	2,237	2,372
Non-Stacking Chair, Four Leg Wood  	Plastic Shell, Loose Seat Pad	VR	13	1	25	18.7W x 21.8D x 32.8H	0.5	7	1,076	1,107	1,125	1,140	1,159	1,175	1,195	1,212	1,235	1,264	1,299	1,333	1,366	1,400	1,249	1,280	1,444	1,481	1,617
	Wood Shell, Loose Seat Pad	VR	13	1	65	18.7W x 21.8D x 32.8H	0.5	7	1,872	1,903	1,921	1,936	1,955	1,971	1,991	2,008	2,031	2,060	2,095	2,129	2,162	2,196	2,045	2,076	2,240	2,277	2,413
Non-Stacking Chair, Four Leg Wood  	Plastic Shell, Upholstered Liner	VR	13	1	30	19.6W x 22.7D x 33.3H	0.8	11	1,173	1,236	1,269	1,302	1,338	1,372	1,408	1,447	1,490	1,547	1,616	1,684	1,752	1,821	1,457	1,514	1,783	1,844	2,067
Non-Stacking Chair, Four Leg Wood  	Fully Upholstered	VR	13	1	40	19.6W x 22.7D x 33.3H	1.4	0	1,269	1,379	1,439	1,497	1,558	1,616	1,684	1,748	1,824	1,925	2,046	2,165	2,283	2,403	-	-	-	-	-

To Order Select Below

<p>1. Series/Style/Arm</p> <p>VR131</p> <p>Verve Non-Stacking Chair, Four Leg Wood</p>	<p>2. Upholstery</p> <p>10 PLASTIC SHELL</p> <p>20 PLASTIC SHELL, SEAT PAD</p> <p>25 PLASTIC SHELL, LOOSE SEAT PAD</p> <p>30 PLASTIC SHELL, UPHOLSTERED LINER</p> <p>40 FULLY UPHOLSTERED</p> <p>50 WOOD SHELL</p> <p>60 WOOD SHELL, SEAT PAD</p> <p>65 WOOD SHELL, LOOSE SEAT PAD</p>	<p>3. Glide</p> <p>PG PLASTIC GLIDES</p> <p>FG PLASTIC GLIDES WITH FELT PADS</p>	<p>4. Shell Finish</p> <p>01 BLACK MATTE</p> <p>02 MILK</p> <p>03 LIGHT GRAY</p> <p>12 DARK GRAY</p> <p>17 MEADOW GREEN</p> <p>18 SOFT BLUE</p> <p>19 SAND</p> <p>20 DARK SAGE</p> <p>21 MIDNIGHT BLUE</p>	<p>5. Frame Finish</p> <p>DZ01 FLAT CUT WALNUT</p> <p>DZ02 RIFT CUT OAK</p> <p>BL BLUE</p> <p>BM BLACK MATTE</p> <p>CP CHAMPAGNE</p> <p>DB DARK BRONZE</p> <p>DG DARK GRAY</p> <p>DP DUSTY PINK</p> <p>DS DARK SAGE</p> <p>LG LIGHT GRAY</p> <p>LL LILAC GRAY</p> <p>LP LIGHT PISTACHIO</p> <p>LR LIPSTICK RED</p> <p>MB MIDNIGHT BLUE</p> <p>MG MEADOW GREEN</p> <p>MK MILK</p> <p>MS METALLIC SILVER</p> <p>NK NICKEL</p> <p>OC OCHRE</p> <p>PY PALE YELLOW</p> <p>RO RED ORANGE</p> <p>RR RUSTY RED</p> <p>SB SOFT BLUE</p> <p>SD SAND</p> <p>TC TERRACOTTA</p> <p>TP TAUPE</p> <p>Other</p> <p>AL POLISHED ALUMINUM</p>	<p>6. Wood Finishes</p> <p>81 WHITE OAK</p> <p>83 NATURAL MAPLE</p> <p>85 WALNUT +71</p> <p>87 OPAQUE BLACK +71</p>	<p>7 & 8. Options & Upholstery</p> <p>CONTRASTING THREAD</p> <p>CT THREAD</p> <p>CT unavailable on Seat Pads (Styles 20 or 60)</p> <p>See general information section for details on textile program and COM/COL information.</p>
--	---	---	---	---	--	---

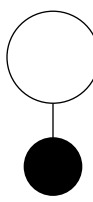
Verve

STACKING CHAIR: FOUR LEG STEEL

TITLE	SHELL/UPHOLSTERY	SERIES	FRAME	ARM	UPH	DIMENSIONS	YDG	COL	Textile Upholstery Grades													Leather Upholstery Grades					
									COM	COL	COM	A	B	C	D	E	F	G	H	I	J	K	L	M	W	X	Y
Stacking Chair, Four Leg Steel	 Plastic Shell	VR	10	1	10	18.7W x 21.8D x 33.1H	-	-	480	-	-	-	-	-	-	-	-	-	-	-	-	-	-	-	-	-	-
	 Wood Shell	VR	10	1	50	18.7W x 21.8D x 33.1H	-	-	1,276	-	-	-	-	-	-	-	-	-	-	-	-	-	-	-	-	-	
Stacking Chair, Four Leg Steel	 Plastic Shell, Seat Pad	VR	10	1	20	18.7W x 21.8D x 33.1H	0.4	7	660	691	708	726	742	760	781	796	819	848	883	918	951	984	834	865	1,029	1,066	1,201
	 Wood Shell, Seat Pad	VR	10	1	60	18.7W x 21.8D x 33.1H	0.4	7	1,457	1,488	1,505	1,523	1,539	1,557	1,578	1,593	1,616	1,645	1,680	1,715	1,748	1,781	1,631	1,662	1,826	1,863	1,998
Stacking Chair, Four Leg Steel	 Plastic Shell, Loose Seat Pad	VR	10	1	25	18.7W x 21.8D x 33.1H	0.5	7	702	733	751	766	785	801	821	838	861	890	925	959	992	1,026	875	906	1,070	1,107	1,243
	 Wood Shell, Loose Seat Pad	VR	10	1	65	18.7W x 21.8D x 33.1H	0.5	7	1,498	1,529	1,547	1,562	1,581	1,597	1,617	1,634	1,657	1,686	1,721	1,755	1,788	1,822	1,671	1,702	1,866	1,903	2,039
Stacking Chair, Four Leg Steel	 Plastic Shell, Upholstered Liner	VR	10	1	30	19.6W x 22.7D x 33.6H	0.8	11	799	862	895	928	964	998	1,034	1,073	1,116	1,173	1,242	1,310	1,378	1,447	1,083	1,140	1,409	1,470	1,693
Stacking Chair, Four Leg Steel	 Fully Upholstered	VR	10	1	40	19.6W x 22.7D x 33.6H	1.4	0	895	1,005	1,065	1,123	1,184	1,242	1,310	1,374	1,450	1,551	1,672	1,791	1,909	2,029	-	-	-	-	-

To Order Select Below

1. Series/Style/Arm



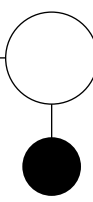
VR101

Verve Stacking Chair, Four Leg Steel

Stacking on Floor:
8 high - Verve Plastic
5 high - Verve Wood
5 high - Verve Wood w/ Uph.

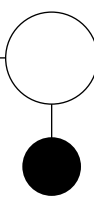
Stacking on Dolly:
14 high - Verve Plastic
14 high - Verve Wood
10 high - Verve Wood w/ Uph.

2. Upholstery



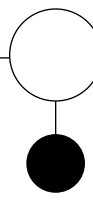
10	PLASTIC SHELL
20	PLASTIC SHELL, SEAT PAD
25	PLASTIC SHELL, LOOSE SEAT PAD
30	PLASTIC SHELL, UPHOLSTERED LINER
40	FULLY UPHOLSTERED
50	WOOD SHELL
60	WOOD SHELL, SEAT PAD
65	WOOD SHELL, LOOSE SEAT PAD

3. Glide



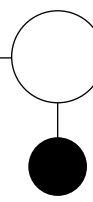
PG	PLASTIC GLIDES
	PLASTIC GLIDES WITH FELT PADS
FG	

4. Shell Finish



01	BLACK MATTE	DZ01	FLAT CUT WALNUT
02	MILK	DZ02	RIFT CUT OAK
03	LIGHT GRAY		
12	DARK GRAY		
17	MEADOW GREEN		
18	SOFT BLUE		
19	SAND		
20	DARK SAGE		
21	MIDNIGHT BLUE		

5. Frame Finish



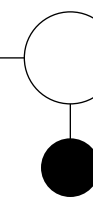
BL	BLUE	LL	LILAC GRAY	OC	OCHRE
BM	BLACK MATTE	LP	LIGHT PISTACHIO	PY	PALE YELLOW
CP	CHAMPAGNE	LR	LIPSTICK RED	RO	RED ORANGE
DB	DARK BRONZE	MB	MIDNIGHT BLUE	RR	RUSTY RED
DG	DARK GRAY	MG	MEADOW GREEN	SB	SOFT BLUE
DP	DUSTY PINK	MK	MILK	SD	SAND
DS	DARK SAGE	MS	METALLIC SILVER	TC	TERRACOTTA
LG	LIGHT GRAY	NK	NICKEL	TP	TAUPE

Other

CH CHROME

Stylex will not warrant painted frames against damage caused by stacking. Only use dollies with chrome frames. We will not warrant powder coated Verve frames used on dollies against damage to the finish.

6. Options

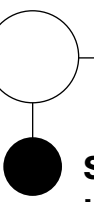


CT CONTRASTING THREAD
CT unavailable on Seat Pads (Styles 20 or 60)

Accessories

VRTD2	VERVE TRANSPORT DOLLY FOR FOUR LEG FRAME PLASTIC OR WOOD SHELL	+1,256
VRTD4	VERVE TRANSPORT DOLLY FOR FOUR LEG FRAME PLASTIC OR WOOD SHELL WITH UPHOLSTERY	+1,256


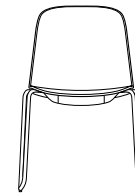

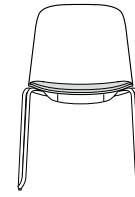

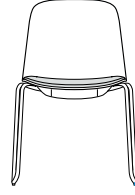


7. Upholstery



See general information section for details on textile program and COM/COL information.

Verve

STACKING CHAIR: SLED

TITLE	SHELL/UPHOLSTERY	SERIES	FRAME	ARM	UPH	DIMENSIONS	YDG	COL	Textile Upholstery Grades													Leather Upholstery Grades					
									COM	COL	COM	A	B	C	D	E	F	G	H	I	J	K	L	M	W	X	Y
Stacking Chair, Sled	 Plastic Shell	VR	50	1	10	18.7W x 21.8D x 33.1H	-	-	467	-	-	-	-	-	-	-	-	-	-	-	-	-	-	-	-	-	-
	 Wood Shell	VR	50	1	50	18.7W x 21.8D x 33.1H	-	-	1,263	-	-	-	-	-	-	-	-	-	-	-	-	-	-	-	-	-	
Stacking Chair, Sled	 Plastic Shell, Seat Pad	VR	50	1	20	18.7W x 21.8D x 33.1H	0.4	7	647	678	695	713	729	747	768	783	806	835	870	905	938	971	821	852	1,016	1,053	1,188
	 Wood Shell, Seat Pad	VR	50	1	60	18.7W x 21.8D x 33.1H	0.4	7	1,444	1,475	1,492	1,510	1,526	1,544	1,565	1,580	1,603	1,632	1,667	1,702	1,735	1,768	1,618	1,649	1,813	1,850	1,985
Stacking Chair, Sled	 Plastic Shell, Loose Seat Pad	VR	50	1	25	18.7W x 21.8D x 33.1H	0.5	7	689	720	738	753	772	788	808	825	848	877	912	946	979	1,013	862	893	1,057	1,094	1,230
	 Wood Shell, Loose Seat Pad	VR	50	1	65	18.7W x 21.8D x 33.1H	0.5	7	1,485	1,516	1,534	1,549	1,568	1,584	1,604	1,621	1,644	1,673	1,708	1,742	1,775	1,809	1,658	1,689	1,853	1,890	2,026
Stacking Chair, Sled	 Plastic Shell, Upholstered Liner	VR	50	1	30	19.6W x 22.7D x 33.6H	0.8	11	786	849	882	915	951	985	1,021	1,060	1,103	1,160	1,229	1,297	1,365	1,434	1,070	1,127	1,396	1,457	1,680
Stacking Chair, Sled	 Fully Upholstered	VR	50	1	40	19.6W x 22.7D x 33.6H	1.4	0	882	992	1,052	1,110	1,171	1,229	1,297	1,361	1,437	1,538	1,659	1,778	1,896	2,016	-	-	-	-	-

To Order Select Below

1. Series/Style/Arm

<input type="radio"/>	VR501
-----------------------	-------

Verve Stacking Chair, Sled

Stacking on Floor:
8 high - Verve Plastic
5 high - Verve Wood
5 high - Verve Wood w/ Uph.

Stacking on Dolly:
14 high - Verve Plastic
14 high - Verve Wood
10 high - Verve Wood w/ Uph.

2. Upholstery

<input type="radio"/>	10	PLASTIC SHELL
<input type="radio"/>	20	PLASTIC SHELL, SEAT PAD
<input type="radio"/>	25	PLASTIC SHELL, LOOSE SEAT PAD
<input type="radio"/>	30	PLASTIC SHELL, UPHOLSTERED LINER
<input type="radio"/>	40	FULLY UPHOLSTERED
<input type="radio"/>	50	WOOD SHELL
<input type="radio"/>	60	WOOD SHELL, SEAT PAD
<input type="radio"/>	65	WOOD SHELL, LOOSE SEAT PAD

3. Glide

<input type="radio"/>	Glide
<input type="radio"/>	PG PLASTIC GLIDES
<input type="radio"/>	PLASTIC GLIDES WITH FELT PADS
<input type="radio"/>	FG

4. Shell Finish

<input type="radio"/>	Plastic
<input type="radio"/>	01 BLACK MATTE
<input type="radio"/>	02 MILK
<input type="radio"/>	03 LIGHT GRAY
<input type="radio"/>	12 DARK GRAY
<input type="radio"/>	17 MEADOW GREEN
<input type="radio"/>	18 SOFT BLUE
<input type="radio"/>	19 SAND
<input type="radio"/>	20 DARK SAGE
<input type="radio"/>	21 MIDNIGHT BLUE
<input type="radio"/>	Wood
<input type="radio"/>	DZ01 FLAT CUT WALNUT
<input type="radio"/>	DZ02 RIFT CUT OAK

5. Frame Finish

<input type="radio"/>	Powder Coat
<input type="radio"/>	BL BLUE
<input type="radio"/>	BM BLACK MATTE
<input type="radio"/>	CP CHAMPAGNE
<input type="radio"/>	DB DARK BRONZE
<input type="radio"/>	DG DARK GRAY
<input type="radio"/>	DP DUSTY PINK
<input type="radio"/>	DS DARK SAGE
<input type="radio"/>	LG LIGHT GRAY
<input type="radio"/>	LL LILAC GRAY
<input type="radio"/>	LP LIGHT PISTACHIO
<input type="radio"/>	LR LIPSTICK RED
<input type="radio"/>	MB MIDNIGHT BLUE
<input type="radio"/>	MG MEADOW GREEN
<input type="radio"/>	MK MILK
<input type="radio"/>	MS METALLIC SILVER
<input type="radio"/>	NK NICKEL
<input type="radio"/>	OC OCHRE
<input type="radio"/>	PY PALE YELLOW
<input type="radio"/>	RO RED ORANGE
<input type="radio"/>	RR RUSTY RED
<input type="radio"/>	SB SOFT BLUE
<input type="radio"/>	SD SAND
<input type="radio"/>	TC TERRACOTTA
<input type="radio"/>	TP TAUPE

Other

<input type="radio"/>	CH CHROME
-----------------------	-----------

Stylex will not warrant painted frames against damage caused by stacking. Only use dollies with chrome frames. We will not warrant powder coated Verve frames used on dollies against damage to the finish.

6. Options

<input type="radio"/>	CT CONTRASTING THREAD
<input type="radio"/>	G ARMLESS GANGING BRACKET +25
<input type="radio"/>	CT unavailable on Seat Pads (Styles 20 or 60)

Accessories


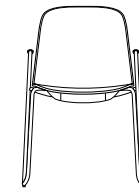

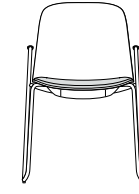



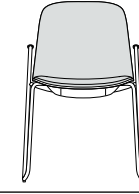

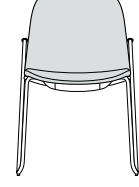
<input type="radio"/>	VERTD2	VERVE TRANSPORT DOLLY FOR SLED ARMLESS PLASTIC OR WOOD SHELL WITH UPHOLSTERY	+1,256
<input type="radio"/>	VERTD3	VERVE TRANSPORT DOLLY FOR SLED ARMLESS PLASTIC OR WOOD SHELL	+1,256

7. Upholstery

See general information section for details on textile program and COM/COL information.

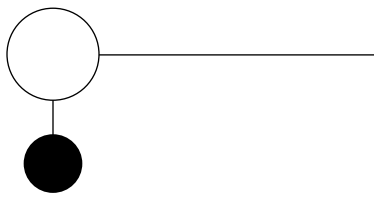
Verve

STACKING CHAIR: SLED, ARM

TITLE	SHELL/UPHOLSTERY	SERIES	FRAME	ARM	UPH	DIMENSIONS	YDG	SQFT	Textile Upholstery Grades													Leather Upholstery Grades					
									COM	COL	COM	A	B	C	D	E	F	G	H	I	J	K	L	M	W	X	Y
Stacking Chair, Sled, Arm  	Plastic Shell	VR	50	2	10	20.2W x 21.8D x 33.1H	-	-	493	-	-	-	-	-	-	-	-	-	-	-	-	-	-	-	-	-	-
	Wood Shell	VR	50	2	50	20.2W x 21.8D x 33.1H	-	-	1,289	-	-	-	-	-	-	-	-	-	-	-	-	-	-	-	-	-	
Stacking Chair, Sled, Arm  	Plastic Shell, Seat Pad	VR	50	2	20	20.2W x 21.8D x 33.1H	0.4	7	673	704	721	739	755	773	794	809	832	861	896	931	964	997	847	878	1,042	1,079	1,214
	Wood Shell, Seat Pad	VR	50	2	60	20.2W x 21.8D x 33.1H	0.4	7	1,470	1,501	1,518	1,536	1,552	1,570	1,591	1,606	1,629	1,658	1,693	1,728	1,761	1,794	1,644	1,675	1,839	1,876	2,011
Stacking Chair, Sled, Arm  	Plastic Shell, Loose Seat Pad	VR	50	2	25	20.2W x 21.8D x 33.1H	0.5	7	715	746	764	779	798	814	834	851	874	903	938	972	1,005	1,039	888	919	1,083	1,120	1,256
	Wood Shell, Loose Seat Pad	VR	50	2	65	20.2W x 21.8D x 33.1H	0.5	7	1,511	1,542	1,560	1,575	1,594	1,610	1,630	1,647	1,670	1,699	1,734	1,768	1,801	1,835	1,684	1,715	1,879	1,916	2,052
Stacking Chair, Sled, Arm  	Plastic Shell, Upholstered Liner	VR	50	2	30	20.2W x 22.7D x 33.6H	0.8	11	812	875	908	941	977	1,011	1,047	1,086	1,129	1,186	1,255	1,323	1,391	1,460	1,096	1,153	1,422	1,483	1,706
Stacking Chair, Sled, Arm  	Fully Upholstered	VR	50	2	40	20.2W x 22.7D x 33.6H	1.4	0	908	1,018	1,078	1,136	1,197	1,255	1,323	1,387	1,463	1,564	1,685	1,804	1,922	2,042	-	-	-	-	-

To Order Select Below

1. Series/Style/Arm



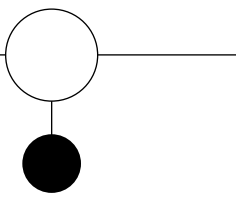
VR502

Verve Stacking Chair, Sled, Arm

Stacking on Floor:
8 high - Verve Plastic
5 high - Verve Wood
5 high - Verve Wood w/ Uph.

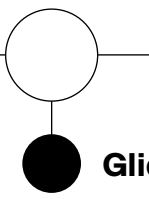
Stacking on Dolly:
14 high - Verve Plastic
14 high - Verve Wood
10 high - Verve Wood w/ Uph.

2. Upholstery



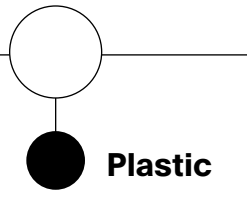
10	PLASTIC SHELL
20	PLASTIC SHELL, SEAT PAD
25	PLASTIC SHELL, LOOSE SEAT PAD
30	PLASTIC SHELL, UPHOLSTERED LINER
40	FULLY UPHOLSTERED
50	WOOD SHELL
60	WOOD SHELL, SEAT PAD
65	WOOD SHELL, LOOSE SEAT PAD

3. Glide



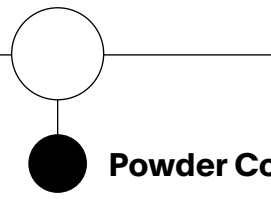
PG	PLASTIC GLIDES
	PLASTIC GLIDES WITH FELT PADS
FG	

4. Shell Finish



01	BLACK MATTE	DZ01	FLAT CUT WALNUT
02	MILK	DZ02	RIFT CUT OAK
03	LIGHT GRAY		
12	DARK GRAY		
17	MEADOW GREEN		
18	SOFT BLUE		
19	SAND		
20	DARK SAGE		
21	MIDNIGHT BLUE		

5. Frame Finish



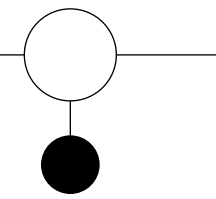
BL	BLUE	LL	LILAC GRAY	OC	OCHRE
BM	BLACK MATTE	LP	LIGHT PISTACHIO	PY	PALE YELLOW
CP	CHAMPAGNE	LR	LIPSTICK RED	RO	RED ORANGE
DB	DARK BRONZE	MB	MIDNIGHT BLUE	RR	RUSTY RED
DG	DARK GRAY	MG	MEADOW GREEN	SB	SOFT BLUE
DP	DUSTY PINK	MK	MILK	SD	SAND
DS	DARK SAGE	MS	METALLIC SILVER	TC	TERRACOTTA
LG	LIGHT GRAY	NK	NICKEL	TP	TAUPE

Other

CH	CHROME
----	--------

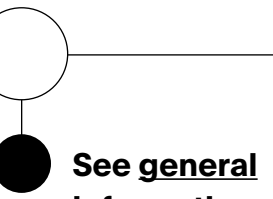
Stylex will not warrant painted frames against damage caused by stacking. Only use dollies with chrome frames. We will not warrant powder coated Verve frames used on dollies against damage to the finish.

6. Options



CT	CONTRASTING THREAD
CT unavailable on Seat Pads (Styles 20 or 60)	
Accessories	
VERVE TRANSPORT DOLLY FOR SLED	
VRTD1 WITH ARM	+1,256

7. Upholstery



See general information section for details on textile program and COM/COL information.

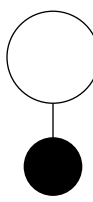
Verve

STOOL: BAR FOUR LEG

TITLE	SHELL/UPHOLSTERY	SERIES	FRAME	ARM	UPH	DIMENSIONS	YDG	SQFT	Textile Upholstery Grades													Leather Upholstery Grades					
									COM	COL	COM	A	B	C	D	E	F	G	H	I	J	K	L	M	W	X	Y
Stool, Four Leg Bar	Plastic Shell	VR	70	1	10	18.7W x 21.9D x 45.7H	-	-	738	-	-	-	-	-	-	-	-	-	-	-	-	-	-	-	-	-	-
	Wood Shell	VR	70	1	50	18.7W x 21.9D x 45.7H	-	-	1,534	-	-	-	-	-	-	-	-	-	-	-	-	-	-	-	-	-	
Stool, Four Leg Bar	Plastic Shell, Seat Pad	VR	70	1	20	18.7W x 21.9D x 45.7H	0.4	7	918	949	966	984	1,000	1,018	1,039	1,054	1,077	1,106	1,141	1,176	1,209	1,242	1,092	1,123	1,287	1,324	1,459
	Wood Shell, Seat Pad	VR	70	1	60	18.7W x 21.9D x 45.7H	0.4	7	1,715	1,746	1,763	1,781	1,797	1,815	1,836	1,851	1,874	1,903	1,938	1,973	2,006	2,039	1,889	1,920	2,084	2,121	2,256
Stool, Four Leg Bar	Plastic Shell, Loose Seat Pad	VR	70	1	25	18.7W x 21.9D x 45.7H	0.5	7	960	991	1,009	1,024	1,043	1,059	1,079	1,096	1,119	1,148	1,183	1,217	1,250	1,284	1,133	1,164	1,328	1,365	1,501
	Wood Shell, Loose Seat Pad	VR	70	1	65	18.7W x 21.9D x 45.7H	0.5	7	1,756	1,787	1,805	1,820	1,839	1,855	1,875	1,892	1,915	1,944	1,979	2,013	2,046	2,080	1,929	1,960	2,124	2,161	2,297
Stool, Four Leg Bar	Plastic Shell, Upholstered Liner	VR	70	1	30	19.6W x 22.8D x 46.2H	0.8	11	1,057	1,120	1,153	1,186	1,222	1,256	1,292	1,331	1,374	1,431	1,500	1,568	1,636	1,705	1,341	1,398	1,667	1,728	1,951
Stool, Four Leg Bar	Fully Upholstered	VR	70	1	40	19.6W x 22.8D x 46.2H	1.4	0	1,153	1,263	1,323	1,381	1,442	1,500	1,568	1,632	1,708	1,809	1,930	2,049	2,167	2,287	-	-	-	-	-

To Order Select Below

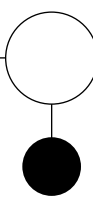
1. Series/Style/Arm



VR701

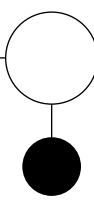
Verve Stool Four Leg Bar

2. Upholstery



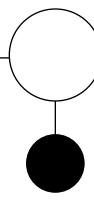
- 10 PLASTIC SHELL
- 20 PLASTIC SHELL, SEAT PAD
- 25 PLASTIC SHELL, LOOSE SEAT PAD
- 30 PLASTIC SHELL, UPHOLSTERED LINER
- 40 FULLY UPHOLSTERED
- 50 WOOD SHELL
- 60 WOOD SHELL, SEAT PAD
- 65 WOOD SHELL, LOOSE SEAT PAD

3. Glide



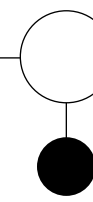
- PG PLASTIC GLIDES
- FG PLASTIC GLIDES WITH FELT PADS

4. Shell Finish



- Plastic**
 - 01 BLACK MATTE
 - 02 MILK
 - 03 LIGHT GRAY
 - 12 DARK GRAY
 - 17 MEADOW GREEN
 - 18 SOFT BLUE
 - 19 SAND
 - 20 DARK SAGE
 - 21 MIDNIGHT BLUE
- Wood**
 - DZ01 FLAT CUT WALNUT
 - DZ02 RIFT CUT OAK

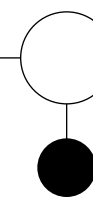
5. Frame Finish



- Powder Coat**

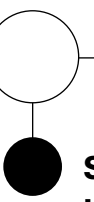
BL BLUE	LL LILAC GRAY	OC OCHRE
BM BLACK MATTE	LP LIGHT PISTACHIO	PY PALE YELLOW
CP CHAMPAGNE	LR LIPSTICK RED	RO RED ORANGE
DB DARK BRONZE	MB MIDNIGHT BLUE	RR RUSTY RED
DG DARK GRAY	MG MEADOW GREEN	SB SOFT BLUE
DP DUSTY PINK	MK MILK	SD SAND
DS DARK SAGE	MS METALLIC SILVER	TC TERRACOTTA
LG LIGHT GRAY	NK NICKEL	TP TAUPE
- Other**
 - CH CHROME **+82**

6. Options



- CONTRASTING THREAD
- CT unavailable on Seat Pads (Styles 20 or 60)






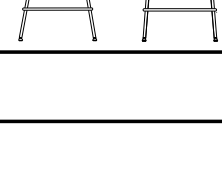
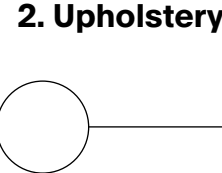
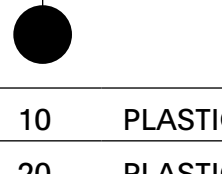
7. Upholstery



See general information section for details on textile program and COM/COL information.

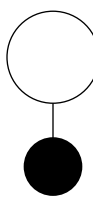
Verve

STOOL: COUNTER FOUR LEG

TITLE	SHELL/UPHOLSTERY	SERIES	FRAME	ARM	UPH	DIMENSIONS	COM	COL	Textile Upholstery Grades														Leather Upholstery Grades				
									YDG	SQFT	COM	A	B	C	D	E	F	G	H	I	J	K	L	M	W	X	Y
Stool, Four Leg Counter	 Plastic Shell	VR	90	1	10	18.7W x 21.8D x 40.8H	-	-	738	-	-	-	-	-	-	-	-	-	-	-	-	-	-	-	-	-	-
	 Wood Shell	VR	90	1	50	18.7W x 21.8D x 40.8H	-	-	1,534	-	-	-	-	-	-	-	-	-	-	-	-	-	-	-	-	-	
Stool, Four Leg Counter	 Plastic Shell, Seat Pad	VR	90	1	20	18.7W x 21.8D x 40.8H	0.4	7	918	949	966	984	1,000	1,018	1,039	1,054	1,077	1,106	1,141	1,176	1,209	1,242	1,092	1,123	1,287	1,324	1,459
	 Wood Shell, Seat Pad	VR	90	1	60	18.7W x 21.8D x 40.8H	0.4	7	1,715	1,746	1,763	1,781	1,797	1,815	1,836	1,851	1,874	1,903	1,938	1,973	2,006	2,039	1,889	1,920	2,084	2,121	2,256
Stool, Four Leg Counter	 Plastic Shell, Loose Seat Pad	VR	90	1	25	18.7W x 21.8D x 40.8H	0.5	7	960	991	1,009	1,024	1,043	1,059	1,079	1,096	1,119	1,148	1,183	1,217	1,250	1,284	1,133	1,164	1,328	1,365	1,501
	 Wood Shell, Loose Seat Pad	VR	90	1	65	18.7W x 21.8D x 40.8H	0.5	7	1,756	1,787	1,805	1,820	1,839	1,855	1,875	1,892	1,915	1,944	1,979	2,013	2,046	2,080	1,929	1,960	2,124	2,161	2,297
Stool, Four Leg Counter	 Plastic Shell, Upholstered Liner	VR	90	1	30	19.6W x 22.7D x 41.3H	0.8	11	1,057	1,120	1,153	1,186	1,222	1,256	1,292	1,331	1,374	1,431	1,500	1,568	1,636	1,705	1,341	1,398	1,667	1,728	1,951
Stool, Four Leg Counter	 Fully Upholstered	VR	90	1	40	19.6W x 22.7D x 41.3H	1.4	0	1,153	1,263	1,323	1,381	1,442	1,500	1,568	1,632	1,708	1,809	1,930	2,049	2,167	2,287	-	-	-	-	-

To Order Select Below

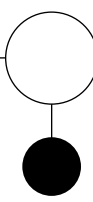
1. Series/Style/Arm



VR901

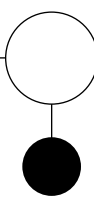
Verve Stool Four Leg Counter

2. Upholstery



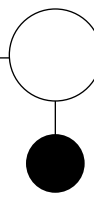
- 10 PLASTIC SHELL
- 20 PLASTIC SHELL, SEAT PAD
- 25 PLASTIC SHELL, LOOSE SEAT PAD
- 30 PLASTIC SHELL, UPHOLSTERED LINER
- 40 FULLY UPHOLSTERED
- 50 WOOD SHELL
- 60 WOOD SHELL, SEAT PAD
- 65 WOOD SHELL, LOOSE SEAT PAD

3. Glide



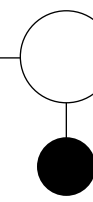
- Glide**
- PG PLASTIC GLIDES
- FG PLASTIC GLIDES WITH FELT PADS

4. Shell Finish



- Plastic**
 - 01 BLACK MATTE
 - 02 MILK
 - 03 LIGHT GRAY
 - 12 DARK GRAY
 - 17 MEADOW GREEN
 - 18 SOFT BLUE
 - 19 SAND
 - 20 DARK SAGE
 - 21 MIDNIGHT BLUE
- Wood**
 - DZ01 FLAT CUT WALNUT
 - DZ02 RIFT CUT OAK

5. Frame Finish

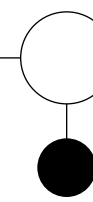


- Powder Coat**
- BL BLUE
- BM BLACK MATTE
- CP CHAMPAGNE
- DB DARK BRONZE
- DG DARK GRAY
- DP DUSTY PINK
- DS DARK SAGE
- LG LIGHT GRAY
- LL LILAC GRAY
- LP LIGHT PISTACHIO
- LR LIPSTICK RED
- MB MIDNIGHT BLUE
- MG MEADOW GREEN
- MK MILK
- MS METALLIC SILVER
- NK NICKEL
- OC OCHRE
- PY PALE YELLOW
- RO RED ORANGE
- RR RUSTY RED
- SB SOFT BLUE
- SD SAND
- TC TERRACOTTA
- TP TAUPE

Other

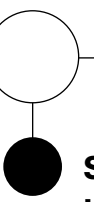
- CH CHROME **+82**

6. Options



- CONTRASTING THREAD
- CT
- CT unavailable on Seat Pads (Styles 20 or 60)


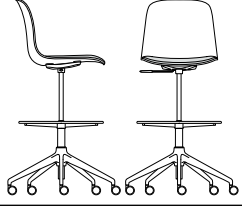
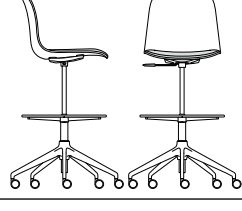
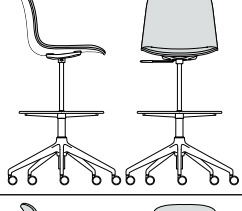

7. Upholstery



See general information section for details on textile program and COM/COL information.

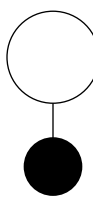
Verve

STOOL: BAR FIVE BLADE

TITLE	SHELL/UPHOLSTERY	SERIES	FRAME	ARM	UPH	DIMENSIONS	YDG	SQFT	Textile Upholstery Grades													Leather Upholstery Grades					
									COM	COL	COM	A	B	C	D	E	F	G	H	I	J	K	L	M	W	X	Y
Stool, Five Blade Bar 	Plastic Shell	VR	35	1	10	29W x 29D x 38.5 -48.5H	-	-	813	-	-	-	-	-	-	-	-	-	-	-	-	-	-	-	-	-	-
	Wood Shell	VR	35	1	50	29W x 29D x 38.5 -48.5H	-	-	1,609	-	-	-	-	-	-	-	-	-	-	-	-	-	-	-	-	-	
Stool, Five Blade Bar 	Plastic Shell, Seat Pad	VR	35	1	20	29W x 29D x 38.5 -48.5H	0.4	7	993	1,024	1,041	1,059	1,075	1,093	1,114	1,129	1,152	1,181	1,216	1,251	1,284	1,317	1,167	1,198	1,362	1,399	1,534
	Wood Shell, Seat Pad	VR	35	1	60	29W x 29D x 38.5 -48.5H	0.4	7	1,790	1,821	1,838	1,856	1,872	1,890	1,911	1,926	1,949	1,978	2,013	2,048	2,081	2,114	1,964	1,995	2,159	2,196	2,331
Stool, Five Blade Bar 	Plastic Shell, Loose Seat Pad	VR	35	1	25	29W x 29D x 38.5 -48.5H	0.5	7	1,035	1,066	1,084	1,099	1,118	1,134	1,154	1,171	1,194	1,223	1,258	1,292	1,325	1,359	1,208	1,239	1,403	1,440	1,576
	Wood Shell, Loose Seat Pad	VR	35	1	65	29W x 29D x 38.5 -48.5H	0.5	7	1,831	1,862	1,880	1,895	1,914	1,930	1,950	1,967	1,990	2,019	2,054	2,088	2,121	2,155	2,004	2,035	2,199	2,236	2,372
Stool, Five Blade Bar 	Plastic Shell, Upholstered Liner	VR	35	1	30	29W x 29D x 39.5 -49.0H	0.8	11	1,132	1,195	1,228	1,261	1,297	1,331	1,367	1,406	1,449	1,506	1,575	1,643	1,711	1,780	1,416	1,473	1,742	1,803	2,026
Stool, Five Blade Bar 	Fully Upholstered	VR	35	1	40	29W x 29D x 39.5 -49.0H	1.4	0	1,228	1,338	1,398	1,456	1,517	1,575	1,643	1,707	1,783	1,884	2,005	2,124	2,242	2,362	-	-	-	-	-

To Order Select Below

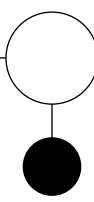
1. Series/Style/Arm



VR351

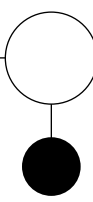
Verve Stool Five Blade Bar

2. Upholstery



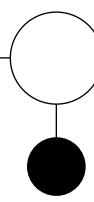
- 10 PLASTIC SHELL
- 20 PLASTIC SHELL, SEAT PAD
- 25 PLASTIC SHELL, LOOSE SEAT PAD
- 30 PLASTIC SHELL, UPHOLSTERED LINER
- 40 FULLY UPHOLSTERED
- 50 WOOD SHELL
- 60 WOOD SHELL, SEAT PAD
- 65 WOOD SHELL, LOOSE SEAT PAD

3. Height



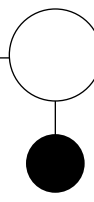
BAR HEIGHT

4. Caster or Glide



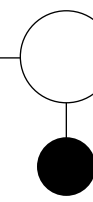
- Caster**
- C1 HARD, BLACK
- C2 HARD, MILK WITH LIGHT GRAY TIRE
- C3 HARD, LIGHT GRAY
- CS1 SOFT, BLACK **+44**
- CS2 SOFT, MILK WITH LIGHT GRAY TIRE **+44**
- CS3 SOFT, LIGHT GRAY **+44**
- Glide**
- PG PLASTIC GLIDES
- FG PLASTIC GLIDES WITH FELT PADS

5. Shell Finish



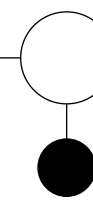
- Plastic**
- 01 BLACK MATTE
- 02 MILK
- 03 LIGHT GRAY
- 12 DARK GRAY
- 17 MEADOW GREEN
- 18 SOFT BLUE
- 19 SAND
- 20 DARK SAGE
- 21 MIDNIGHT BLUE
- Wood**
- DZ01 FLAT CUT WALNUT
- DZ02 RIFT CUT OAK

6. Frame Finish



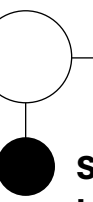
- Powder Coat +55**
- BL BLUE
- BM BLACK MATTE
- CP CHAMPAGNE
- DB DARK BRONZE
- DG DARK GRAY
- DP DUSTY PINK
- DS DARK SAGE
- LG LIGHT GRAY
- LL LILAC GRAY
- LP LIGHT PISTACHIO
- LR LIPSTICK RED
- MB MIDNIGHT BLUE
- MG MEADOW GREEN
- MK MILK
- MS METALLIC SILVER
- NK NICKEL
- OC OCHRE
- PY PALE YELLOW
- RO RED ORANGE
- RR RUSTY RED
- SB SOFT BLUE
- SD SAND
- TC TERRACOTTA
- TP TAUPE
- Other**
- AL POLISHED ALUMINUM

7. Options



- CONTRASTING THREAD
- CT
- CT unavailable on Seat Pads (Styles 20 or 60)

8. Upholstery

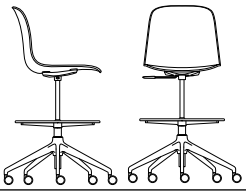
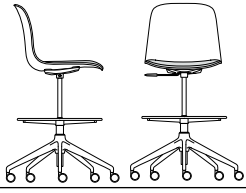
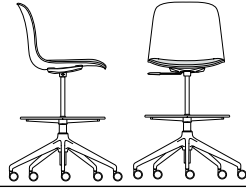
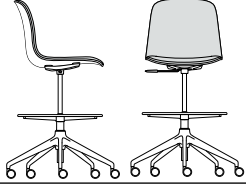



See general information section for details on textile program and COM/COL information.

Cylinder and lever handles match caster color selected. On chairs with glides, cylinders and lever handles are black, unless Milk or Light Gray is the selected frame color. Exception: Polished Aluminum frames will ship with chrome cylinders.

Verve

STOOL: COUNTER FIVE BLADE

TITLE	SHELL/UPHOLSTERY	SERIES	FRAME	ARM	UPH	DIMENSIONS	COM	COL	Textile Upholstery Grades														Leather Upholstery Grades				
									YDG	SQFT	COM	A	B	C	D	E	F	G	H	I	J	K	L	M	W	X	Y
Stool, Five Blade Counter 	Plastic Shell	VR	35	1	10	29W x 29D x 36.0 -43.7H	-	-	813	-	-	-	-	-	-	-	-	-	-	-	-	-	-	-	-	-	-
	Wood Shell	VR	35	1	50	29W x 29D x 36.0 -43.7H	-	-	1,609	-	-	-	-	-	-	-	-	-	-	-	-	-	-	-	-	-	
Stool, Five Blade Counter 	Plastic Shell, Seat Pad	VR	35	1	20	29W x 29D x 36.0 -43.7H	0.4	7	993	1,024	1,041	1,059	1,075	1,093	1,114	1,129	1,152	1,181	1,216	1,251	1,284	1,317	1,167	1,198	1,362	1,399	1,534
	Wood Shell, Seat Pad	VR	35	1	60	29W x 29D x 36.0 -43.7H	0.4	7	1,790	1,821	1,838	1,856	1,872	1,890	1,911	1,926	1,949	1,978	2,013	2,048	2,081	2,114	1,964	1,995	2,159	2,196	2,331
Stool, Five Blade Counter 	Plastic Shell, Loose Seat Pad	VR	35	1	25	29W x 29D x 36.0 -43.7H	0.5	7	1,035	1,066	1,084	1,099	1,118	1,134	1,154	1,171	1,194	1,223	1,258	1,292	1,325	1,359	1,208	1,239	1,403	1,440	1,576
	Wood Shell, Loose Seat Pad	VR	35	1	65	29W x 29D x 36.0 -43.7H	0.5	7	1,831	1,862	1,880	1,895	1,914	1,930	1,950	1,967	1,990	2,019	2,054	2,088	2,121	2,155	2,004	2,035	2,199	2,236	2,372
Stool, Five Blade Counter 	Plastic Shell, Upholstered Liner	VR	35	1	30	29W x 29D x 36.5 -44.2H	0.8	11	1,132	1,195	1,228	1,261	1,297	1,331	1,367	1,406	1,449	1,506	1,575	1,643	1,711	1,780	1,416	1,473	1,742	1,803	2,026
Stool, Five Blade Counter 	Fully Upholstered	VR	35	1	40	29W x 29D x 36.5 -44.2H	1.4	0	1,228	1,338	1,398	1,456	1,517	1,575	1,643	1,707	1,783	1,884	2,005	2,124	2,242	2,362	-	-	-	-	-

To Order Select Below

<p>1. Series/Style/Arm</p> <p>VR351</p> <p>Verve Stool Five Blade Counter</p>	<p>2. Upholstery</p> <p>10 PLASTIC SHELL</p> <p>20 PLASTIC SHELL, SEAT PAD</p> <p>25 PLASTIC SHELL, LOOSE SEAT PAD</p> <p>30 PLASTIC SHELL, UPHOLSTERED LINER</p> <p>40 FULLY UPHOLSTERED</p> <p>50 WOOD SHELL</p> <p>60 WOOD SHELL, SEAT PAD</p> <p>65 WOOD SHELL, LOOSE SEAT PAD</p>	<p>3. Height</p> <p>M COUNTER HEIGHT</p>	<p>4. Caster or Glide</p> <p>Caster</p> <p>C1 HARD, BLACK</p> <p>C2 HARD, MILK WITH LIGHT GRAY TIRE</p> <p>C3 HARD, LIGHT GRAY</p> <p>CS1 SOFT, BLACK +44</p> <p>CS2 SOFT, MILK WITH LIGHT GRAY TIRE +44</p> <p>CS3 SOFT, LIGHT GRAY +44</p> <p>Glide</p> <p>PG PLASTIC GLIDES</p> <p>FG PLASTIC GLIDES WITH FELT PADS</p>	<p>5. Shell Finish</p> <p>Plastic</p> <p>01 BLACK MATTE</p> <p>02 MILK</p> <p>03 LIGHT GRAY</p> <p>12 DARK GRAY</p> <p>17 MEADOW GREEN</p> <p>18 SOFT BLUE</p> <p>19 SAND</p> <p>20 DARK SAGE</p> <p>21 MIDNIGHT BLUE</p> <p>Wood</p> <p>DZ01 FLAT CUT WALNUT</p> <p>DZ02 RIFT CUT OAK</p>	<p>6. Frame Finish</p> <p>Powder Coat +55</p> <p>BL BLUE</p> <p>BM BLACK MATTE</p> <p>CP CHAMPAGNE</p> <p>DB DARK BRONZE</p> <p>DG DARK GRAY</p> <p>DP DUSTY PINK</p> <p>DS DARK SAGE</p> <p>LG LIGHT GRAY</p> <p>LL LILAC GRAY</p> <p>LP LIGHT PISTACHIO</p> <p>LR LIPSTICK RED</p> <p>MB MIDNIGHT BLUE</p> <p>MG MEADOW GREEN</p> <p>MK MILK</p> <p>MS METALLIC SILVER</p> <p>NK NICKEL</p> <p>Other</p> <p>AL POLISHED ALUMINUM</p>	<p>7. Options</p> <p>CONTRASTING THREAD</p> <p>CT unavailable on Seat Pads (Styles 20 or 60)</p>	<p>8. Upholstery</p> <p>See general information section for details on textile program and COM/COL information.</p>
---	---	---	--	---	---	---	--

Cylinder and lever handles match caster color selected. On chairs with glides, cylinders and lever handles are black, unless Milk or Light Gray is the selected frame color. Exception: Polished Aluminum frames will ship with chrome cylinders.

Verve

STOOL: BAR FIVE BLADE, ARM

TITLE	SHELL/UPHOLSTERY	SERIES	FRAME	ARM	UPH	DIMENSIONS	COM	COL	Textile Upholstery Grades														Leather Upholstery Grades				
									YDG	SQFT	COM	A	B	C	D	E	F	G	H	I	J	K	L	M	W	X	Y
Stool, Five Blade Bar, Arm	Plastic Shell	VR	35	2	10	29W x 29D x 38.5 -48.5H	-	-	986	-	-	-	-	-	-	-	-	-	-	-	-	-	-	-	-	-	-
	Wood Shell	VR	35	2	50	29W x 29D x 38.5 -48.5H	-	-	1,782	-	-	-	-	-	-	-	-	-	-	-	-	-	-	-	-	-	
Stool, Five Blade Bar, Arm	Plastic Shell, Seat Pad	VR	35	2	20	29W x 29D x 38.5 -48.5H	0.4	7	1,166	1,197	1,214	1,232	1,248	1,266	1,287	1,302	1,325	1,354	1,389	1,424	1,457	1,490	1,340	1,371	1,535	1,572	1,707
	Wood Shell, Seat Pad	VR	35	2	60	29W x 29D x 38.5 -48.5H	0.4	7	1,963	1,994	2,011	2,029	2,045	2,063	2,084	2,099	2,122	2,151	2,186	2,221	2,254	2,287	2,137	2,168	2,332	2,369	2,504
Stool, Five Blade Bar, Arm	Plastic Shell, Loose Seat Pad	VR	35	2	25	29W x 29D x 38.5 -48.5H	0.5	7	1,208	1,239	1,257	1,272	1,291	1,307	1,327	1,344	1,367	1,396	1,431	1,465	1,498	1,532	1,381	1,412	1,576	1,613	1,749
	Wood Shell, Loose Seat Pad	VR	35	2	65	29W x 29D x 38.5 -48.5H	0.5	7	2,004	2,035	2,053	2,068	2,087	2,103	2,123	2,140	2,163	2,192	2,227	2,261	2,294	2,328	2,177	2,208	2,372	2,409	2,545
Stool, Five Blade Bar, Arm	Plastic Shell, Upholstered Liner	VR	35	2	30	29W x 29D x 39.5 -49.0H	0.8	11	1,305	1,368	1,401	1,434	1,470	1,504	1,540	1,579	1,622	1,679	1,748	1,816	1,884	1,953	1,589	1,646	1,915	1,976	2,199
Stool, Five Blade Bar, Arm	Fully Upholstered	VR	35	2	40	29W x 29D x 39.5 -49.0H	1.4	0	1,401	1,511	1,571	1,629	1,690	1,748	1,816	1,880	1,956	2,057	2,178	2,297	2,415	2,535	-	-	-	-	-






To Order Select Below

<p>1. Series/Style/Arm</p> <p>VR352</p> <p>Verve Stool Five Blade Bar, Arm</p>	<p>2. Upholstery</p> <p>10 PLASTIC SHELL</p> <p>20 PLASTIC SHELL, SEAT PAD</p> <p>25 PLASTIC SHELL, LOOSE SEAT PAD</p> <p>30 PLASTIC SHELL, UPHOLSTERED LINER</p> <p>40 FULLY UPHOLSTERED</p> <p>50 WOOD SHELL</p> <p>60 WOOD SHELL, SEAT PAD</p> <p>65 WOOD SHELL, LOOSE SEAT PAD</p>	<p>3. Height</p> <p>BAR HEIGHT</p> <p>H HEIGHT</p>	<p>4. Caster or Glide</p> <p>Caster</p> <p>C1 HARD, BLACK</p> <p>C2 HARD, MILK WITH LIGHT GRAY TIRE</p> <p>C3 HARD, LIGHT GRAY</p> <p>CS1 SOFT, BLACK +44</p> <p>CS2 SOFT, MILK WITH LIGHT GRAY TIRE +44</p> <p>CS3 SOFT, LIGHT GRAY +44</p> <p>Glide</p> <p>PG PLASTIC GLIDES</p> <p>FG PLASTIC GLIDES WITH FELT PADS</p>	<p>5. Shell Finish</p> <p>Plastic</p> <p>01 BLACK MATTE</p> <p>02 MILK</p> <p>03 LIGHT GRAY</p> <p>12 DARK GRAY</p> <p>17 MEADOW GREEN</p> <p>18 SOFT BLUE</p> <p>19 SAND</p> <p>20 DARK SAGE</p> <p>21 MIDNIGHT BLUE</p> <p>Wood</p> <p>DZ01 FLAT CUT WALNUT</p> <p>DZ02 RIFT CUT OAK</p>	<p>6. Frame Finish</p> <p>Powder Coat +68</p> <p>BL BLUE</p> <p>BM BLACK MATTE</p> <p>CP CHAMPAGNE</p> <p>DB DARK BRONZE</p> <p>DG DARK GRAY</p> <p>DP DUSTY PINK</p> <p>DS DARK SAGE</p> <p>LG LIGHT GRAY</p> <p>LL LILAC GRAY</p> <p>LP LIGHT PISTACHIO</p> <p>LR LIPSTICK RED</p> <p>MB MIDNIGHT BLUE</p> <p>MG MEADOW GREEN</p> <p>MK MILK</p> <p>MS METALLIC SILVER</p> <p>NK NICKEL</p> <p>Other</p> <p>AL POLISHED ALUMINUM</p>	<p>7. Options</p> <p>CONTRASTING THREAD</p> <p>CT unavailable on Seat Pads (Styles 20 or 60)</p>	<p>8. Upholstery</p> <p>See general information section for details on textile program and COM/COL information.</p>
--	---	---	--	---	---	---	--

Cylinder and lever handles match caster color selected. On chairs with glides, cylinders and lever handles are black, unless Milk or Light Gray is the selected frame color. Exception: Polished Aluminum frames will ship with chrome cylinders.

Verve

STOOL: COUNTER FIVE BLADE, ARM

TITLE	SHELL/UPHOLSTERY	SERIES	FRAME	ARM	UPH	DIMENSIONS	COM YDG	COL SQFT	Textile Upholstery Grades														Leather Upholstery Grades				
									COM	COL	A	B	C	D	E	F	G	H	I	J	K	L	M	W	X	Y	E1
Stool, Five Blade Counter, Arm 	Plastic Shell	VR	35	2	10	29W x 29D x 36.0 -43.7H	-	-	986	-	-	-	-	-	-	-	-	-	-	-	-	-	-	-	-	-	-
	Wood Shell	VR	35	2	50	29W x 29D x 36.0 -43.7H	-	-	1,782	-	-	-	-	-	-	-	-	-	-	-	-	-	-	-	-	-	
Stool, Five Blade Counter, Arm 	Plastic Shell, Seat Pad	VR	35	2	20	29W x 29D x 36.0 -43.7H	0.4	7	1,166	1,197	1,214	1,232	1,248	1,266	1,287	1,302	1,325	1,354	1,389	1,424	1,457	1,490	1,340	1,371	1,535	1,572	1,707
	Wood Shell, Seat Pad	VR	35	2	60	29W x 29D x 36.0 -43.7H	0.4	7	1,963	1,994	2,011	2,029	2,045	2,063	2,084	2,099	2,122	2,151	2,186	2,221	2,254	2,287	2,137	2,168	2,332	2,369	2,504
Stool, Five Blade Counter, Arm 	Plastic Shell, Loose Seat Pad	VR	35	2	25	29W x 29D x 36.0 -43.7H	0.5	7	1,208	1,239	1,257	1,272	1,291	1,307	1,327	1,344	1,367	1,396	1,431	1,465	1,498	1,532	1,381	1,412	1,576	1,613	1,749
	Wood Shell, Loose Seat Pad	VR	35	2	65	29W x 29D x 36.0 -43.7H	0.5	7	2,004	2,035	2,053	2,068	2,087	2,103	2,123	2,140	2,163	2,192	2,227	2,261	2,294	2,328	2,177	2,208	2,372	2,409	2,545
Stool, Five Blade Counter, Arm 	Plastic Shell, Upholstered Liner	VR	35	2	30	29W x 29D x 36.5 -44.2H	0.8	11	1,305	1,368	1,401	1,434	1,470	1,504	1,540	1,579	1,622	1,679	1,748	1,816	1,884	1,953	1,589	1,646	1,915	1,976	2,199
Stool, Five Blade Counter, Arm 	Fully Upholstered	VR	35	2	40	29W x 29D x 36.5 -44.2H	1.4	0	1,401	1,511	1,571	1,629	1,690	1,748	1,816	1,880	1,956	2,057	2,178	2,297	2,415	2,535	-	-	-	-	-

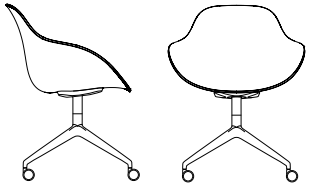
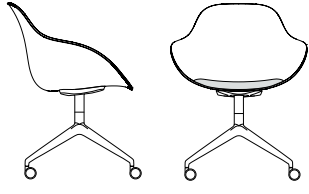
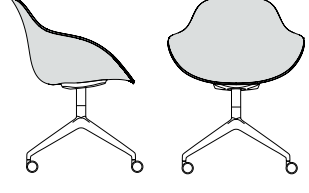
To Order Select Below

<p>1. Series/Style/Arm</p> <p>VR352</p> <p>Verve Stool Five Blade Counter, Arm</p>	<p>2. Upholstery</p> <p>10 PLASTIC SHELL</p> <p>20 PLASTIC SHELL, SEAT PAD</p> <p>25 PLASTIC SHELL, LOOSE SEAT PAD</p> <p>30 PLASTIC SHELL, UPHOLSTERED LINER</p> <p>40 FULLY UPHOLSTERED</p> <p>50 WOOD SHELL</p> <p>60 WOOD SHELL, SEAT PAD</p> <p>65 WOOD SHELL, LOOSE SEAT PAD</p>	<p>3. Height</p> <p>M COUNTER HEIGHT</p>	<p>4. Caster or Glide</p> <p>Caster</p> <p>C1 HARD, BLACK</p> <p>C2 HARD, MILK WITH LIGHT GRAY TIRE</p> <p>C3 HARD, LIGHT GRAY</p> <p>CS1 SOFT, BLACK +44</p> <p>CS2 SOFT, MILK WITH LIGHT GRAY TIRE +44</p> <p>CS3 SOFT, LIGHT GRAY +44</p> <p>Glide</p> <p>PG PLASTIC GLIDES</p> <p>FG PLASTIC GLIDES WITH FELT PADS</p>	<p>5. Shell Finish</p> <p>Plastic</p> <p>01 BLACK MATTE</p> <p>02 MILK</p> <p>03 LIGHT GRAY</p> <p>12 DARK GRAY</p> <p>17 MEADOW GREEN</p> <p>18 SOFT BLUE</p> <p>19 SAND</p> <p>20 DARK SAGE</p> <p>21 MIDNIGHT BLUE</p> <p>Wood</p> <p>DZ01 FLAT CUT WALNUT</p> <p>DZ02 RIFT CUT OAK</p>	<p>6. Frame Finish</p> <p>Powder Coat +68</p> <p>BL BLUE</p> <p>BM BLACK MATTE</p> <p>CP CHAMPAGNE</p> <p>DB DARK BRONZE</p> <p>DG DARK GRAY</p> <p>DP DUSTY PINK</p> <p>DS DARK SAGE</p> <p>LG LIGHT GRAY</p> <p>LL LILAC GRAY</p> <p>LP LIGHT PISTACHIO</p> <p>LR LIPSTICK RED</p> <p>MB MIDNIGHT BLUE</p> <p>MG MEADOW GREEN</p> <p>MK MILK</p> <p>MS METALLIC SILVER</p> <p>NK NICKEL</p> <p>Other</p> <p>AL POLISHED ALUMINUM</p>	<p>7. Options</p> <p>CONTRASTING THREAD</p> <p>CT unavailable on Seat Pads (Styles 20 or 60)</p>	<p>8. Upholstery</p> <p>See general information section for details on textile program and COM/COL information.</p>
--	---	---	--	---	---	---	--

Cylinder and lever handles match caster color selected. On chairs with glides, cylinders and lever handles are black, unless Milk or Light Gray is the selected frame color. Exception: Polished Aluminum frames will ship with chrome cylinders.

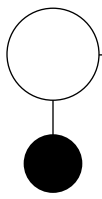
Verve

BUCKET: FOUR BLADE SWIVEL

TITLE	SHELL/UPHOLSTERY	SERIES	FRAME	ARM	UPH	DIMENSIONS	COM	COL	Textile Upholstery Grades													Leather Upholstery Grades						
									YDG	SQFT	COM	A	B	C	D	E	F	G	H	I	J	K	L	M	W	X	Y	E1
Bucket, Four Blade Swivel	 Bucket Shell	VR	30	1	70	25W x 23D x 33H	-	-	723	-	-	-	-	-	-	-	-	-	-	-	-	-	-	-	-	-	-	-
Bucket, Four Blade Swivel	 Bucket Shell, Seat Pad	VR	30	1	80	25W x 23D x 33H	0.6	9	903	934	951	969	985	1,003	1,024	1,039	1,062	1,091	1,126	1,161	1,194	1,227	-	-	-	-	-	
Bucket, Four Blade Swivel	 Fully Upholstered Bucket	VR	30	1	90	25W x 23.5D x 33.2H	2.8	0	978	1,136	1,220	1,302	1,391	1,474	1,572	1,661	1,773	1,916	2,090	2,260	2,429	2,598	-	-	-	-	-	

To Order Select Below

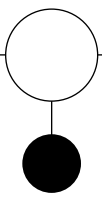
1. Series/Style/Arm



VR301

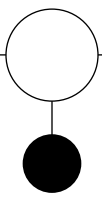
**Verve
Bucket,
Four Blade Swivel**

2. Upholstery



- 70 PLASTIC SHELL
- 80 PLASTIC SHELL, SEAT PAD
- 90 FULLY UPHOLSTERED

3. Caster or Glide



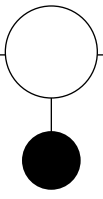
Caster

- C1 HARD, BLACK
- C2 HARD, MILK WITH LIGHT GRAY TIRE
- C3 HARD, LIGHT GRAY
- CS1 SOFT, BLACK **+44**
- CS2 SOFT, MILK WITH LIGHT GRAY TIRE **+44**
- CS3 SOFT, LIGHT GRAY **+44**

Glide

- PG PLASTIC GLIDES
- FG PLASTIC GLIDES WITH FELT PADS

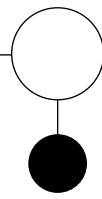
4. Shell Finish



Plastic

- 01 BLACK MATTE
- 02 MILK
- 03 LIGHT GRAY
- 12 DARK GRAY
- 17 MEADOW GREEN
- 18 SOFT BLUE
- 19 SAND

5. Frame Finish



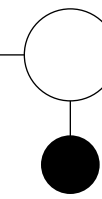
Powder Coat +55

- | | | |
|----------------|--------------------|----------------|
| BL BLUE | LL LILAC GRAY | OC OCHRE |
| BM BLACK MATTE | LP LIGHT PISTACHIO | PY PALE YELLOW |
| CP CHAMPAGNE | LR LIPSTICK RED | RO RED ORANGE |
| DB DARK BRONZE | MB MIDNIGHT BLUE | RR RUSTY RED |
| DG DARK GRAY | MG MEADOW GREEN | SB SOFT BLUE |
| DP DUSTY PINK | MK MILK | SD SAND |
| DS DARK SAGE | MS METALLIC SILVER | TC TERRACOTTA |
| LG LIGHT GRAY | NK NICKEL | TP TAUPE |

Other

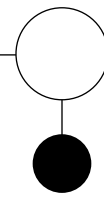
- AL POLISHED ALUMINUM

6. Options



- CONTRASTING
- CT THREAD
- CT unavailable on Seat Pads (Styles 20 or 60)

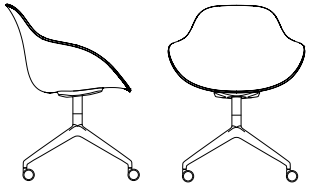
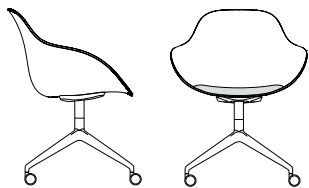
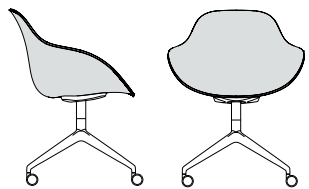
7. Upholstery



See [general information section](#) for details on textile program and COM/COL information.


Verve

BUCKET: FOUR BLADE FIXED

TITLE	SHELL/UPHOLSTERY	SERIES	FRAME	ARM	UPH	DIMENSIONS	YDG	COL	Textile Upholstery Grades													Leather Upholstery Grades						
									COM	COL	COM	A	B	C	D	E	F	G	H	I	J	K	L	M	W	X	Y	E1
Bucket, Four Blade Fixed	 Bucket Shell	VR	31	1	70	25W x 23D x 33H	-	-	656	-	-	-	-	-	-	-	-	-	-	-	-	-	-	-	-	-	-	-
Bucket, Four Blade Fixed	 Bucket Shell, Seat Pad	VR	31	1	80	25W x 23D x 33H	0.6	9	836	867	884	902	918	936	957	972	995	1,024	1,059	1,094	1,127	1,160	-	-	-	-	-	
Bucket, Four Blade Fixed	 Fully Upholstered Bucket	VR	31	1	90	25W x 23.5D x 33.2H	2.8	-	911	1,069	1,153	1,235	1,324	1,407	1,505	1,594	1,706	1,849	2,023	2,193	2,362	2,531	-	-	-	-	-	

To Order Select Below

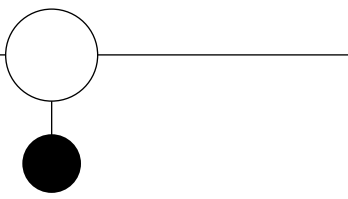
1. Series/Style/Arm



VR311

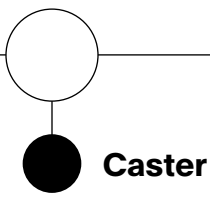
Verve Bucket, Four Blade Fixed

2. Upholstery



- 70 PLASTIC SHELL
- 80 PLASTIC SHELL, SEAT PAD
- 90 FULLY UPHOLSTERED

3. Caster or Glide



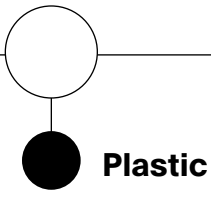
Caster

- C1 HARD, BLACK
- C2 HARD, MILK WITH LIGHT GRAY TIRE
- C3 HARD, LIGHT GRAY
- CS1 SOFT, BLACK **+44**
- CS2 SOFT, MILK WITH LIGHT GRAY TIRE **+44**
- CS3 SOFT, LIGHT GRAY **+44**

Glide

- PG PLASTIC GLIDES
- FG PLASTIC GLIDES WITH FELT PADS

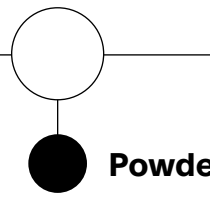
4. Shell Finish



Plastic

- 01 BLACK MATTE
- 02 MILK
- 03 LIGHT GRAY
- 12 DARK GRAY
- 17 MEADOW GREEN
- 18 SOFT BLUE
- 19 SAND

5. Frame Finish



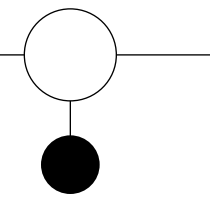
Powder Coat +55

- | | | |
|----------------|--------------------|----------------|
| BL BLUE | LL LILAC GRAY | OC OCHRE |
| BM BLACK MATTE | LP LIGHT PISTACHIO | PY PALE YELLOW |
| CP CHAMPAGNE | LR LIPSTICK RED | RO RED ORANGE |
| DB DARK BRONZE | MB MIDNIGHT BLUE | RR RUSTY RED |
| DG DARK GRAY | MG MEADOW GREEN | SB SOFT BLUE |
| DP DUSTY PINK | MK MILK | SD SAND |
| DS DARK SAGE | MS METALLIC SILVER | TC TERRACOTTA |
| LG LIGHT GRAY | NK NICKEL | TP TAUPE |

Other

- AL POLISHED ALUMINUM

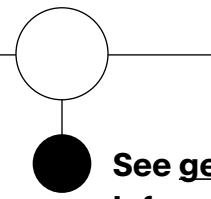
6. Options



- CONTRASTING
- CT THREAD

CT unavailable on Seat Pads (Styles 20 or 60)

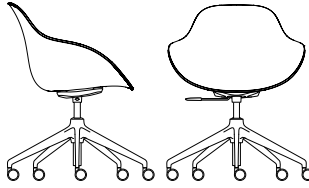
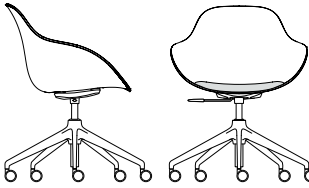
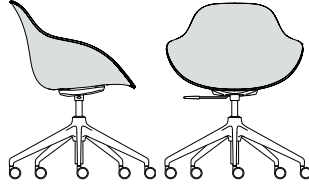
7. Upholstery



See general information section for details on textile program and COM/COL information.

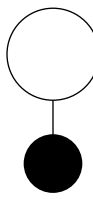
Verve

BUCKET: FIVE BLADE

TITLE	SHELL/UPHOLSTERY	SERIES	FRAME	ARM	UPH	DIMENSIONS	YDG	COL	Textile Upholstery Grades													Leather Upholstery Grades						
									COM	COL	COM	A	B	C	D	E	F	G	H	I	J	K	L	M	W	X	Y	E1
Bucket, Five Blade	 Bucket Shell	VR	35	1	70	29W x 29D x 30.6 - 35.9H	-	-	724	-	-	-	-	-	-	-	-	-	-	-	-	-	-	-	-	-	-	-
Bucket, Five Blade	 Bucket Shell, Seat Pad	VR	35	1	80	29W x 29D x 30.6 - 35.9H	0.6	9	904	935	952	970	986	1,004	1,025	1,040	1,063	1,092	1,127	1,162	1,195	1,228	-	-	-	-	-	
Bucket, Five Blade	 Fully Upholstered Bucket	VR	35	1	90	29W x 29D x 30.9 - 36.2H	2.8	-	979	1,137	1,221	1,303	1,392	1,475	1,573	1,662	1,774	1,917	2,091	2,261	2,430	2,599	-	-	-	-	-	

To Order Select Below

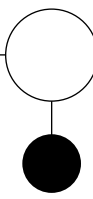
1. Series/Style/Arm



VR351

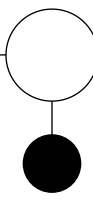
**Verve
Bucket,
Five Blade**

2. Upholstery



70 PLASTIC SHELL
80 PLASTIC SHELL, SEAT PAD
90 FULLY UPHOLSTERED

3. Caster or Glide



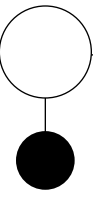
Caster

C1 HARD, BLACK
C2 HARD, MILK WITH LIGHT GRAY TIRE
C3 HARD, LIGHT GRAY
CS1 SOFT, BLACK **+44**
CS2 SOFT, MILK WITH LIGHT GRAY TIRE **+44**
CS3 SOFT, LIGHT GRAY **+44**

Glide

PG PLASTIC GLIDES
FG PLASTIC GLIDES WITH FELT PADS

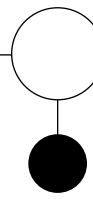
4. Shell Finish



Plastic

01 BLACK MATTE
02 MILK
03 LIGHT GRAY
12 DARK GRAY
17 MEADOW GREEN
18 SOFT BLUE
19 SAND

5. Frame Finish



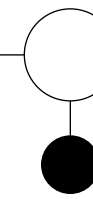
Powder Coat +55

BL BLUE	LL LILAC GRAY	OC OCHRE
BM BLACK MATTE	LP LIGHT PISTACHIO	PY PALE YELLOW
CP CHAMPAGNE	LR LIPSTICK RED	RO RED ORANGE
DB DARK BRONZE	MB MIDNIGHT BLUE	RR RUSTY RED
DG DARK GRAY	MG MEADOW GREEN	SB SOFT BLUE
DP DUSTY PINK	MK MILK	SD SAND
DS DARK SAGE	MS METALLIC SILVER	TC TERRACOTTA
LG LIGHT GRAY	NK NICKEL	TP TAUPE

Other

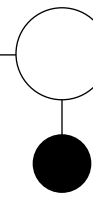
AL POLISHED ALUMINUM

6. Options



CONTRASTING
CT THREAD
CT unavailable on Seat
Pads (Styles 20 or 60)

7. Upholstery

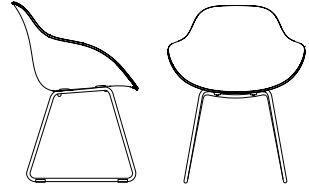
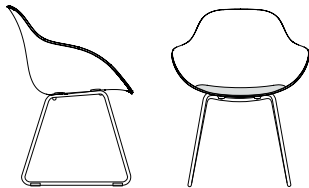
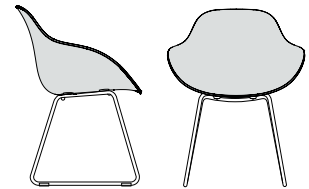


See [general information section](#) for details on textile program and COM/COL information.

Cylinder and lever handles match caster color selected. On chairs with glides, cylinders and lever handles are black, unless Milk or Light Gray is the selected frame color. Exception: Polished Aluminum frames will ship with chrome cylinders.

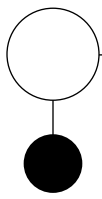
Verve

BUCKET: SLED

TITLE	SHELL/UPHOLSTERY	SERIES	FRAME	ARM	UPH	DIMENSIONS	COM	COL	Textile Upholstery Grades													Leather Upholstery Grades					
									YDG	SQFT	COM	A	B	C	D	E	F	G	H	I	J	K	L	M	W	X	Y
Bucket, Sled	 Bucket Shell	VR	51	1	70	25W x 23D x 30H	-	-	593	-	-	-	-	-	-	-	-	-	-	-	-	-	-	-	-	-	-
Bucket, Sled	 Bucket Shell, Seat Pad	VR	51	1	80	25W x 23D x 30H	0.6	9	773	804	821	839	855	873	894	909	932	961	996	1,031	1,064	1,097	-	-	-	-	-
Bucket, Sled	 Fully Upholstered Bucket	VR	51	1	90	25W x 23.5D x 30.25H	2.8	-	848	1,006	1,090	1,172	1,261	1,344	1,442	1,531	1,643	1,786	1,960	2,130	2,299	2,468	-	-	-	-	-

To Order Select Below

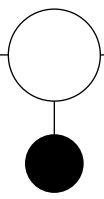
1. Series/Style/Arm



VR511

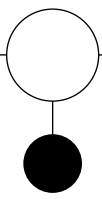
**Verve
Bucket,
Sled**

2. Upholstery



- 70 PLASTIC SHELL
- 80 PLASTIC SHELL, SEAT PAD
- 90 FULLY UPHOLSTERED

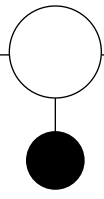
3. Glide



Glide

- PG PLASTIC GLIDES
- FG PLASTIC GLIDES WITH FELT PADS

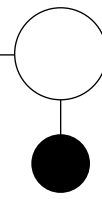
4. Shell Finish



Plastic

- 01 BLACK MATTE
- 02 MILK
- 03 LIGHT GRAY
- 12 DARK GRAY
- 17 MEADOW GREEN
- 18 SOFT BLUE
- 19 SAND

5. Frame Finish



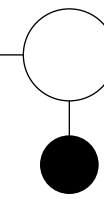
Powder Coat

- | | | |
|----------------|--------------------|----------------|
| BL BLUE | LL LILAC GRAY | OC OCHRE |
| BM BLACK MATTE | LP LIGHT PISTACHIO | PY PALE YELLOW |
| CP CHAMPAGNE | LR LIPSTICK RED | RO RED ORANGE |
| DB DARK BRONZE | MB MIDNIGHT BLUE | RR RUSTY RED |
| DG DARK GRAY | MG MEADOW GREEN | SB SOFT BLUE |
| DP DUSTY PINK | MK MILK | SD SAND |
| DS DARK SAGE | MS METALLIC SILVER | TC TERRACOTTA |
| LG LIGHT GRAY | NK NICKEL | TP TAUPE |

Other

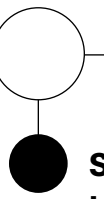
- CH CHROME

6. Options



- CONTRASTING
CT THREAD
- CT unavailable on Seat
Pads (Styles 20 or 60)

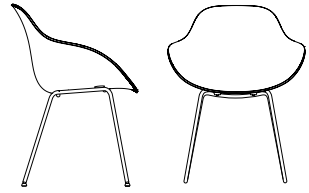
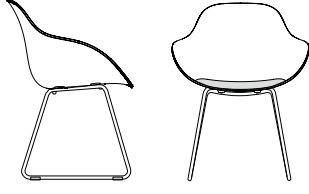
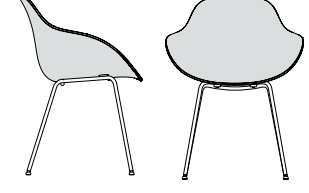
7. Upholstery



**See general
information
section for
details on
textile program
and COM/COL
information.**

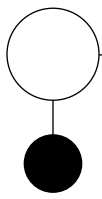
Verve

BUCKET: FOUR LEG STEEL

TITLE	SHELL/UPHOLSTERY	SERIES	FRAME	ARM	UPH	DIMENSIONS	COM		Textile Upholstery Grades													Leather Upholstery Grades					
							YDG	SQFT	COM	A	B	C	D	E	F	G	H	I	J	K	L	M	W	X	Y	E1	E2
Bucket, Four Leg Steel 	Bucket Shell	VR	11	1	70	25W x 23D x 33.2H	-	-	593	-	-	-	-	-	-	-	-	-	-	-	-	-	-	-	-	-	-
Bucket, Four Leg Steel 	Bucket Shell, Seat Pad	VR	11	1	80	25W x 23D x 33.2H	0.6	9	773	804	821	839	855	873	894	909	932	961	996	1,031	1,064	1,097	-	-	-	-	-
Bucket, Four Leg Steel 	Fully Upholstered Bucket	VR	11	1	90	25W x 23.5D x 33.4H	2.8	-	848	1,006	1,090	1,172	1,261	1,344	1,442	1,531	1,643	1,786	1,960	2,130	2,299	2,468	-	-	-	-	-

To Order Select Below

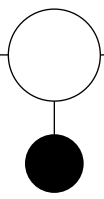
1. Series/Style/Arm



VR111

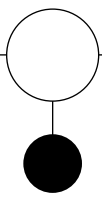
Verve Bucket, Four Leg Steel

2. Upholstery



- 70 PLASTIC SHELL
- 80 PLASTIC SHELL, SEAT PAD
- 90 FULLY UPHOLSTERED

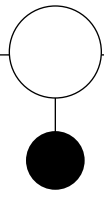
3. Glide



Glide

- PG PLASTIC GLIDES
- FG PLASTIC GLIDES WITH FELT PADS

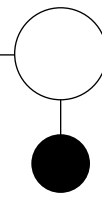
4. Shell Finish



Plastic

- 01 BLACK MATTE
- 02 MILK
- 03 LIGHT GRAY
- 12 DARK GRAY
- 17 MEADOW GREEN
- 18 SOFT BLUE
- 19 SAND

5. Frame Finish



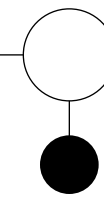
Powder Coat

- | | | |
|----------------|--------------------|----------------|
| BL BLUE | LL LILAC GRAY | OC OCHRE |
| BM BLACK MATTE | LP LIGHT PISTACHIO | PY PALE YELLOW |
| CP CHAMPAGNE | LR LIPSTICK RED | RO RED ORANGE |
| DB DARK BRONZE | MB MIDNIGHT BLUE | RR RUSTY RED |
| DG DARK GRAY | MG MEADOW GREEN | SB SOFT BLUE |
| DP DUSTY PINK | MK MILK | SD SAND |
| DS DARK SAGE | MS METALLIC SILVER | TC TERRACOTTA |
| LG LIGHT GRAY | NK NICKEL | TP TAUPE |

Other

- CH CHROME

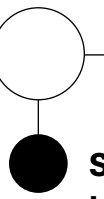
6. Options



CONTRASTING
CT THREAD

CT unavailable on Seat Pads (Styles 20 or 60)


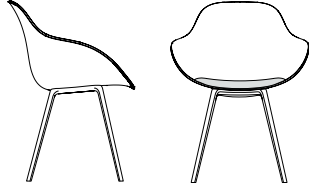

7. Upholstery



See general information section for details on textile program and COM/COL information.

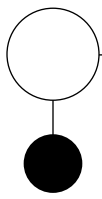
Verve

BUCKET: FOUR LEG ALUMINUM

TITLE	SHELL/UPHOLSTERY	SERIES	FRAME	ARM	UPH	DIMENSIONS	COM		Textile Upholstery Grades													Leather Upholstery Grades						
							YDG	SQFT	COM	A	B	C	D	E	F	G	H	I	J	K	L	M	W	X	Y	E1	E2	
Bucket, Four Leg Aluminum 	Bucket Shell	VR	12	1	70	25W x 23D x 33.2H	-	-	718	-	-	-	-	-	-	-	-	-	-	-	-	-	-	-	-	-	-	-
Bucket, Four Leg Aluminum 	Bucket Shell, Seat Pad	VR	12	1	80	25W x 23D x 33.2H	0.6	9	898	929	946	964	980	998	1,019	1,034	1,057	1,086	1,121	1,156	1,189	1,222	-	-	-	-	-	
Bucket, Four Leg Aluminum 	Fully Upholstered Bucket	VR	12	1	90	25W x 23.5D x 33.4H	2.8	-	973	1,131	1,215	1,297	1,386	1,469	1,567	1,656	1,768	1,911	2,085	2,255	2,424	2,593	-	-	-	-	-	

To Order Select Below

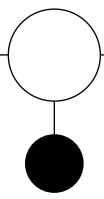
1. Series/Style/Arm



VR121

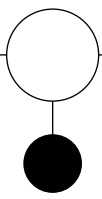
Verve Bucket, Four Leg Aluminum

2. Upholstery



- 70 PLASTIC SHELL
- 80 PLASTIC SHELL, SEAT PAD
- 90 FULLY UPHOLSTERED

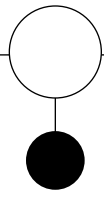
3. Glide



Glide

- PG PLASTIC GLIDES

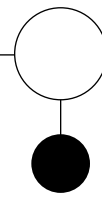
4. Shell Finish



Plastic

- 01 BLACK MATTE
- 02 MILK
- 03 LIGHT GRAY
- 12 DARK GRAY
- 17 MEADOW GREEN
- 18 SOFT BLUE
- 19 SAND

5. Frame Finish



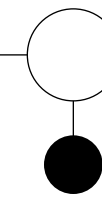
Powder Coat +26

- | | | |
|----------------|--------------------|----------------|
| BL BLUE | LL LILAC GRAY | OC OCHRE |
| BM BLACK MATTE | LP LIGHT PISTACHIO | PY PALE YELLOW |
| CP CHAMPAGNE | LR LIPSTICK RED | RO RED ORANGE |
| DB DARK BRONZE | MB MIDNIGHT BLUE | RR RUSTY RED |
| DG DARK GRAY | MG MEADOW GREEN | SB SOFT BLUE |
| DP DUSTY PINK | MK MILK | SD SAND |
| DS DARK SAGE | MS METALLIC SILVER | TC TERRACOTTA |
| LG LIGHT GRAY | NK NICKEL | TP TAUPE |

Other

- AL POLISHED ALUMINUM

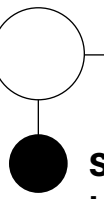
6. Options



CONTRASTING
CT THREAD

CT unavailable on Seat Pads (Styles 20 or 60)

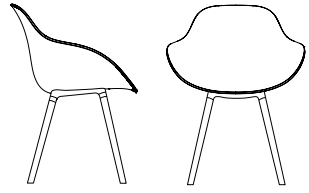
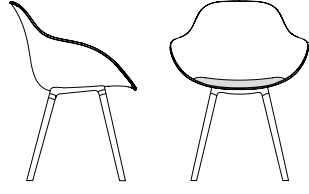

7. Upholstery



See general information section for details on textile program and COM/COL information.

Verve

BUCKET: FOUR LEG WOOD

TITLE	SHELL/UPHOLSTERY	SERIES	FRAME	ARM	UPH	DIMENSIONS	COM	COL	Textile Upholstery Grades													Leather Upholstery Grades					
									YDG	SQFT	COM	A	B	C	D	E	F	G	H	I	J	K	L	M	W	X	Y
Bucket, Four Leg Wood	 Bucket Shell	VR	13	1	70	25W x 23D x 33H	-	-	923	-	-	-	-	-	-	-	-	-	-	-	-	-	-	-	-	-	-
Bucket, Four Leg Wood	 Bucket Shell, Seat Pad	VR	13	1	80	25W x 23D x 33H	0.6	9	1,103	1,134	1,151	1,169	1,185	1,203	1,224	1,239	1,262	1,291	1,326	1,361	1,394	1,427	-	-	-	-	-
Bucket, Four Leg Wood	 Fully Upholstered Bucket	VR	13	1	90	25W x 23.5D x 33.1H	2.8	-	1,178	1,336	1,420	1,502	1,591	1,674	1,772	1,861	1,973	2,116	2,290	2,460	2,629	2,798	-	-	-	-	-

To Order Select Below

1. Series/Style/Arm

VR131

Verve Bucket, Four Leg Wood

2. Upholstery

70	PLASTIC SHELL
80	PLASTIC SHELL, SEAT PAD
90	FULLY UPHOLSTERED

3. Glide

Glide

PG	PLASTIC GLIDES
FG	PLASTIC GLIDES WITH FELT PADS

4. Shell Finish

Plastic

01	BLACK MATTE
02	MILK
03	LIGHT GRAY
12	DARK GRAY
17	MEADOW GREEN
18	SOFT BLUE
19	SAND

5. Frame Finish

Powder Coat

BL	BLUE	LL	LILAC GRAY	OC	OCHRE
BM	BLACK MATTE	LP	LIGHT PISTACHIO	PY	PALE YELLOW
CP	CHAMPAGNE	LR	LIPSTICK RED	RO	RED ORANGE
DB	DARK BRONZE	MB	MIDNIGHT BLUE	RR	RUSTY RED
DG	DARK GRAY	MG	MEADOW GREEN	SB	SOFT BLUE
DP	DUSTY PINK	MK	MILK	SD	SAND
DS	DARK SAGE	MS	METALLIC SILVER	TC	TERRACOTTA
LG	LIGHT GRAY	NK	NICKEL	TP	TAUPE

Other

AL	POLISHED ALUMINUM
----	-------------------

6. Wood Finishes

Leg Finishes

81	WHITE OAK
83	NATURAL MAPLE
85	WALNUT +71
87	OPAQUE BLACK +71

7 & 8. Options & Upholstery

CONTRASTING THREAD

CT

CT unavailable on Seat Pads (Styles 20 or 60)

See general information section for details on textile program and COM/COL information.